

QUANT ANALYZER REPORT

B

Source: MT4Report

Symbol: EURUSD Period: unknown : 23.10.2017 - 23.12.2019
 Initial deposit: 5000.0
 Parameters: -

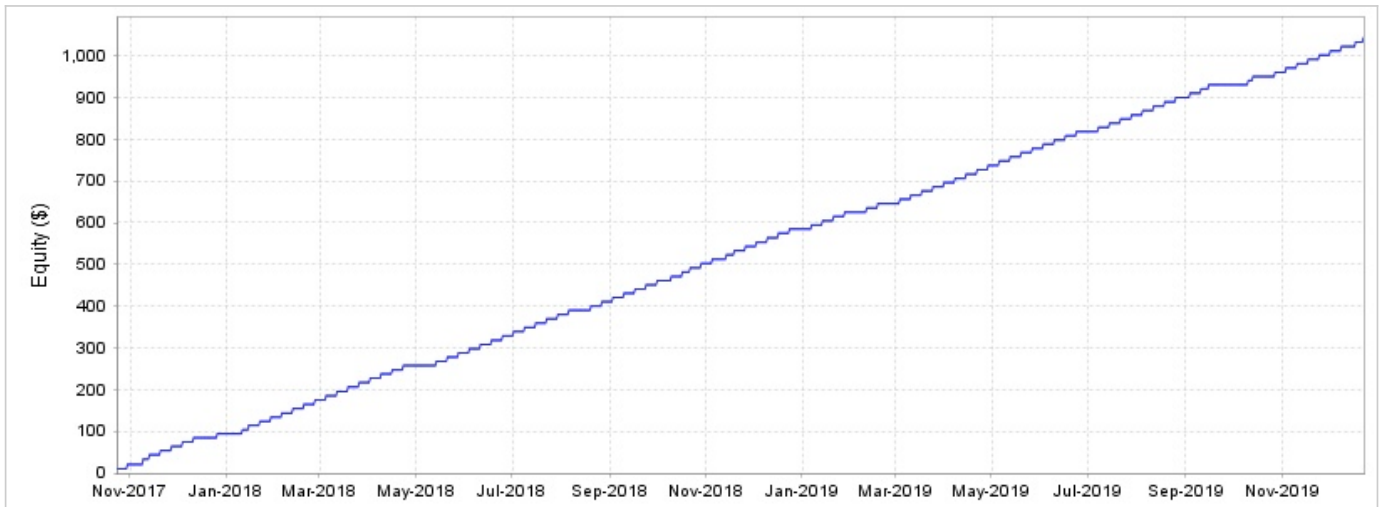
TOTAL PROFIT

\$ 1043.14

PROFIT IN PIPS: 596.1 PIPS
 YRLY AVG PROFIT: \$ 463.89
 YRLY AVG % RET: 9.28 %
 CAGR: 6.52 %

# OF TRADES	102	SHARPE RATIO	13.51	PROFIT FACTOR	5	RETURN / DD RATIO	0	WINNING %	100 %
DRAWDOWN	\$ 0	% DRAWDOWN	0 %	DAILY AVG PROFIT	\$ 4.11	MTHLY AVG PROFIT	\$ 38.63	AVERAGE TRADE	\$ 10.23
ANNUAL% / MAX DD%	0	R EXPECTANCY	0 R	R EXP SCORE	0 R	SQN	246.8	SQN SCORE	55.58

generated by Quant Analyzer



MONTHLY PERFORMANCE (\$)

Year	Jan	Feb	Mar	Apr	May	Jun	Jul	Aug	Sep	Oct	Nov	Dec	YTD
2019	40.4	20.4	40.36	51.4	40.8	40.2	40	41.8	30.65	29.76	41	41.59	458.36
2018	39.34	41.4	41.8	40.6	30.6	40.8	51	30.8	40.2	51.65	40.46	41.8	490.45
2017	0	0	0	0	0	0	0	0	0	20.4	43.34	30.59	94.33

STATS

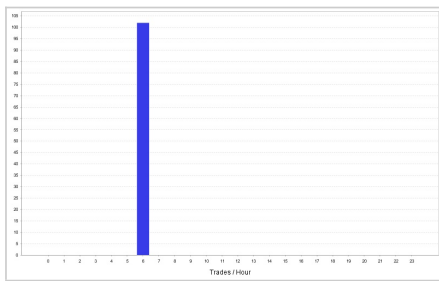
Strategy

Wins/Losses Ratio	0	Payout Ratio (Avg Win/Loss)	0	Average # of Bars in Trade	0
AHPR	0.19	Z-Score	100000	Z-Probability	0 %
Expectancy	10.23	Deviation	\$ 0.42	Exposure	-999999999 %
Stagnation in Days	0	Stagnation in %	0 %		

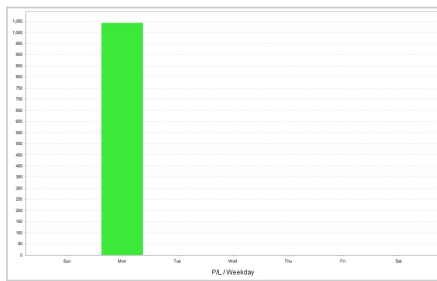
Trades

# of Wins	102	# of Losses	0	# of Cancelled/Expired	0
Gross Profit	\$ 1043.14	Gross Loss	\$ 0	Average Win	\$ 10.23
Largest Win	\$ 12.94	Largest Loss	\$ 0	Max Consec Wins	102
Avg Consec Wins	102	Avg Consec Loss	0	Avg # of Bars in Wins	0
				Avg # of Bars in Losses	0

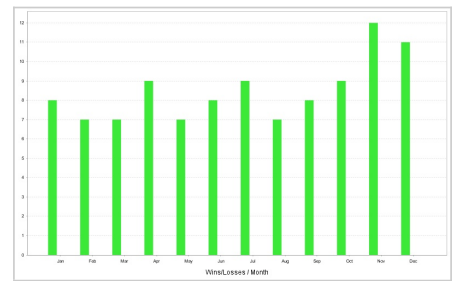
CHARTS



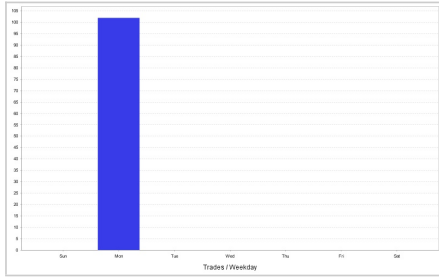
Trades by hour



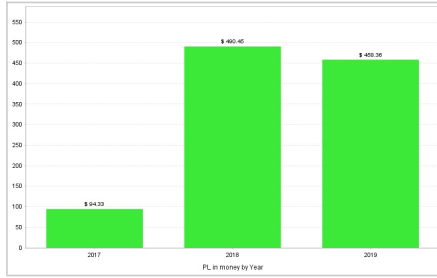
P/L by weekday



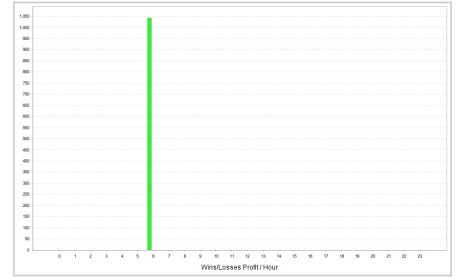
Wins/Losses by month



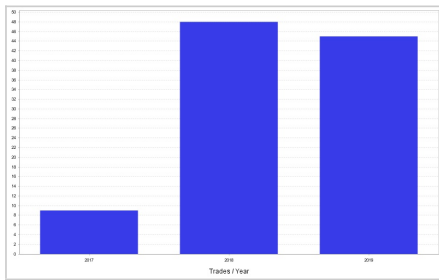
Trades by weekday



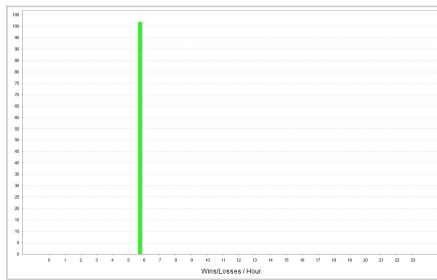
P/L by year



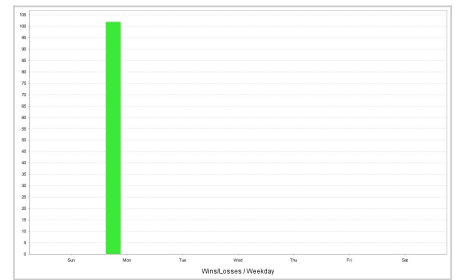
Wins/Losses Profit by hour



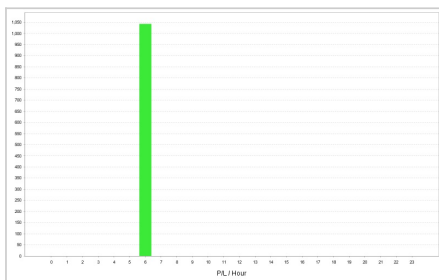
Trades by year



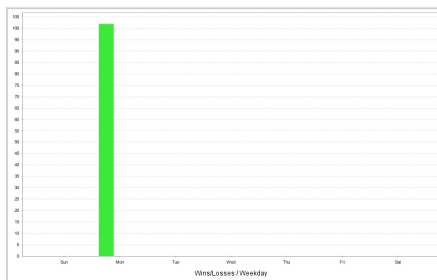
Wins/Losses by hour



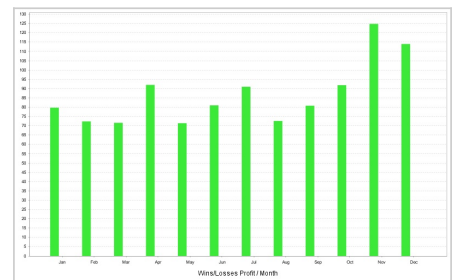
Wins/Losses by weekday



P/L by hour



Wins/Losses by weekday



Wins/Losses Profit by month

TRADES

Ticket	Type	Open time	Open price	Size	Close time	Close price	Profit/Loss	Comment
1	Buy	23.10.2017 06:45:00	1.177	0.2	23.10.2017 09:01:00	1.17754	\$ 10.0	
2	Buy	30.10.2017 06:45:00	1.16134	0.2	30.10.2017 10:55:00	1.1619	\$ 10.4	
3	Buy	06.11.2017 06:45:00	1.16134	0.2	09.11.2017 13:23:00	1.16237	\$ 12.94	
4	Sell	13.11.2017 06:45:00	1.16519	0.2	13.11.2017 08:54:00	1.16463	\$ 10.4	
5	Buy	20.11.2017 06:45:00	1.17295	0.2	20.11.2017 07:39:00	1.1735	\$ 10.2	
6	Sell	27.11.2017 06:45:00	1.19234	0.2	27.11.2017 09:13:00	1.19181	\$ 9.8	
7	Buy	04.12.2017 06:45:00	1.1868	0.2	04.12.2017 10:32:00	1.18737	\$ 10.6	
8	Buy	11.12.2017 06:45:00	1.17771	0.2	11.12.2017 07:29:00	1.17826	\$ 10.2	
9	Sell	25.12.2017 06:50:00	1.18562	0.2	26.12.2017 13:46:00	1.18506	\$ 9.79	
10	Buy	08.01.2018 06:45:00	1.20261	0.2	11.01.2018 15:30:00	1.20345	\$ 9.14	
11	Sell	15.01.2018 06:45:00	1.221	0.2	15.01.2018 09:01:00	1.22042	\$ 10.8	
12	Sell	22.01.2018 06:45:00	1.22238	0.2	22.01.2018 07:16:00	1.22187	\$ 9.4	
13	Sell	29.01.2018 06:45:00	1.24155	0.2	29.01.2018 07:28:00	1.24101	\$ 10.0	
14	Sell	05.02.2018 06:45:00	1.24583	0.2	05.02.2018 08:18:00	1.24529	\$ 10.0	
15	Buy	12.02.2018 06:45:00	1.22826	0.2	12.02.2018 06:54:00	1.22884	\$ 10.8	
16	Buy	19.02.2018 06:45:00	1.24133	0.2	19.02.2018 07:17:00	1.24188	\$ 10.2	
17	Buy	26.02.2018 06:45:00	1.23122	0.2	26.02.2018 07:20:00	1.23178	\$ 10.4	
18	Sell	05.03.2018 06:45:00	1.23248	0.2	05.03.2018 07:30:00	1.23193	\$ 10.2	
19	Buy	12.03.2018 06:45:00	1.23218	0.2	12.03.2018 10:12:00	1.23273	\$ 10.2	
20	Buy	19.03.2018 06:45:00	1.22702	0.2	19.03.2018 11:27:00	1.2276	\$ 10.8	
21	Sell	26.03.2018 06:45:00	1.23735	0.2	26.03.2018 08:54:00	1.23678	\$ 10.6	
22	Buy	02.04.2018 06:45:00	1.23182	0.2	02.04.2018 10:01:00	1.23239	\$ 10.6	

23	Buy	09.04.2018 06:45:00	1.22745	0.2	09.04.2018 08:51:00	1.228	\$ 10.2
24	Sell	16.04.2018 06:45:00	1.23387	0.2	16.04.2018 07:36:00	1.23335	\$ 9.6
25	Buy	23.04.2018 06:45:00	1.22741	0.2	23.04.2018 09:15:00	1.22796	\$ 10.2
26	Buy	07.05.2018 06:45:00	1.1974	0.2	14.05.2018 11:50:00	1.19843	\$ 10.2
27	Buy	21.05.2018 06:45:00	1.17544	0.2	21.05.2018 14:33:00	1.17598	\$ 10.0
28	Sell	28.05.2018 06:45:00	1.17171	0.2	28.05.2018 09:29:00	1.17115	\$ 10.4
29	Sell	04.06.2018 06:45:00	1.16923	0.2	04.06.2018 09:07:00	1.16869	\$ 10.0
30	Sell	11.06.2018 06:45:00	1.1792	0.2	11.06.2018 11:59:00	1.17865	\$ 10.2
31	Buy	18.06.2018 06:45:00	1.15914	0.2	18.06.2018 08:30:00	1.15968	\$ 10.0
32	Sell	25.06.2018 06:45:00	1.16525	0.2	25.06.2018 08:30:00	1.16468	\$ 10.6
33	Sell	02.07.2018 06:45:00	1.16578	0.2	02.07.2018 06:57:00	1.16523	\$ 10.2
34	Sell	09.07.2018 06:45:00	1.17643	0.2	09.07.2018 08:19:00	1.17589	\$ 10.0
35	Buy	16.07.2018 06:45:00	1.16853	0.2	16.07.2018 08:05:00	1.16909	\$ 10.4
36	Sell	23.07.2018 06:45:00	1.17383	0.2	23.07.2018 07:33:00	1.17328	\$ 10.2
37	Buy	30.07.2018 06:45:00	1.16529	0.2	30.07.2018 08:18:00	1.16584	\$ 10.2
38	Buy	06.08.2018 06:45:00	1.15632	0.2	06.08.2018 10:53:00	1.15686	\$ 10.0
39	Sell	20.08.2018 06:45:00	1.14302	0.2	20.08.2018 08:01:00	1.14247	\$ 10.2
40	Sell	27.08.2018 06:45:00	1.16303	0.2	27.08.2018 06:51:00	1.16246	\$ 10.6
41	Buy	03.09.2018 06:45:00	1.16016	0.2	03.09.2018 08:02:00	1.1607	\$ 10.0
42	Buy	10.09.2018 06:45:00	1.15462	0.2	10.09.2018 08:59:00	1.15516	\$ 10.0
43	Sell	17.09.2018 06:45:00	1.16362	0.2	17.09.2018 09:14:00	1.16307	\$ 10.2
44	Sell	24.09.2018 06:45:00	1.17402	0.2	24.09.2018 08:54:00	1.17348	\$ 10.0
45	Buy	01.10.2018 06:45:00	1.1597	0.2	01.10.2018 11:48:00	1.16024	\$ 10.0
46	Buy	08.10.2018 06:45:00	1.15122	0.2	10.10.2018 16:10:00	1.1519	\$ 10.06
47	Sell	15.10.2018 06:45:00	1.15479	0.2	17.10.2018 14:04:00	1.15415	\$ 10.79
48	Sell	22.10.2018 06:45:00	1.15176	0.2	22.10.2018 07:52:00	1.15122	\$ 10.0
49	Buy	29.10.2018 06:45:00	1.13971	0.2	29.10.2018 10:15:00	1.14029	\$ 10.8
50	Sell	05.11.2018 06:45:00	1.13851	0.2	05.11.2018 09:52:00	1.13797	\$ 10.0
51	Buy	12.11.2018 06:45:00	1.13222	0.2	14.11.2018 16:53:00	1.13292	\$ 10.46
52	Sell	19.11.2018 06:45:00	1.14014	0.2	19.11.2018 08:00:00	1.1396	\$ 10.0
53	Buy	26.11.2018 06:45:00	1.13401	0.2	26.11.2018 06:59:00	1.13455	\$ 10.0
54	Sell	03.12.2018 06:45:00	1.13513	0.2	03.12.2018 12:31:00	1.13459	\$ 10.0
55	Sell	10.12.2018 06:45:00	1.14274	0.2	10.12.2018 10:20:00	1.14215	\$ 11.0
56	Buy	17.12.2018 06:45:00	1.13109	0.2	17.12.2018 09:04:00	1.13168	\$ 11.0
57	Sell	24.12.2018 06:45:00	1.13902	0.2	24.12.2018 08:19:00	1.13849	\$ 9.8
58	Sell	07.01.2019 06:45:00	1.14258	0.2	07.01.2019 06:59:00	1.14205	\$ 9.8
59	Buy	14.01.2019 06:45:00	1.14725	0.2	14.01.2019 07:03:00	1.14779	\$ 10.0
60	Buy	21.01.2019 06:45:00	1.13756	0.2	21.01.2019 09:03:00	1.13813	\$ 10.6
61	Sell	28.01.2019 06:45:00	1.14239	0.2	28.01.2019 07:00:00	1.14185	\$ 10.0
62	Buy	11.02.2019 06:45:00	1.132	0.2	11.02.2019 08:16:00	1.13254	\$ 10.0
63	Sell	18.02.2019 06:45:00	1.13143	0.2	18.02.2019 07:46:00	1.13087	\$ 10.4
64	Sell	25.02.2019 06:45:00	1.13415	0.2	04.03.2019 13:51:00	1.13337	\$ 10.56
65	Buy	11.03.2019 06:45:00	1.12324	0.2	11.03.2019 09:24:00	1.12378	\$ 10.0
66	Sell	18.03.2019 06:45:00	1.13365	0.2	18.03.2019 18:37:00	1.13312	\$ 9.8
67	Buy	25.03.2019 06:45:00	1.12984	0.2	25.03.2019 08:51:00	1.13038	\$ 10.0
68	Buy	01.04.2019 06:45:00	1.1231	0.2	01.04.2019 08:04:00	1.12365	\$ 10.2
69	Sell	08.04.2019 06:45:00	1.1229	0.2	08.04.2019 10:35:00	1.12236	\$ 10.0
70	Sell	15.04.2019 06:45:00	1.13114	0.2	15.04.2019 08:53:00	1.13059	\$ 10.2
71	Buy	22.04.2019 06:45:00	1.12374	0.2	22.04.2019 08:36:00	1.12431	\$ 10.6
72	Buy	29.04.2019 06:45:00	1.11584	0.2	29.04.2019 09:07:00	1.1164	\$ 10.4
73	Sell	06.05.2019 06:45:00	1.11919	0.2	06.05.2019 08:33:00	1.11863	\$ 10.4
74	Sell	13.05.2019 06:45:00	1.12315	0.2	13.05.2019 10:35:00	1.1226	\$ 10.2
75	Buy	20.05.2019 06:45:00	1.1155	0.2	20.05.2019 10:33:00	1.11605	\$ 10.2
76	Sell	27.05.2019 06:45:00	1.12144	0.2	27.05.2019 07:57:00	1.1209	\$ 10.0
77	Sell	03.06.2019 06:45:00	1.1184	0.2	03.06.2019 07:57:00	1.11786	\$ 10.0
78	Sell	10.06.2019 06:45:00	1.13113	0.2	10.06.2019 08:25:00	1.13059	\$ 10.0
79	Buy	17.06.2019 06:45:00	1.12205	0.2	17.06.2019 14:33:00	1.12259	\$ 10.0
80	Sell	24.06.2019 06:45:00	1.13821	0.2	24.06.2019 07:56:00	1.13766	\$ 10.2
81	Buy	08.07.2019 06:45:00	1.12285	0.2	08.07.2019 11:27:00	1.12339	\$ 10.0
82	Sell	15.07.2019 06:45:00	1.12721	0.2	15.07.2019 14:57:00	1.12666	\$ 10.2

83	Buy	22.07.2019 06:45:00	1.12196	0.2	22.07.2019 16:43:00	1.1225	\$ 10.0
84	Buy	29.07.2019 06:45:00	1.11301	0.2	29.07.2019 17:54:00	1.11354	\$ 9.8
85	Sell	05.08.2019 06:45:00	1.11285	0.2	05.08.2019 09:34:00	1.11229	\$ 10.4
86	Sell	12.08.2019 06:45:00	1.12066	0.2	12.08.2019 10:00:00	1.1201	\$ 10.4
87	Buy	19.08.2019 06:45:00	1.10911	0.2	19.08.2019 10:00:00	1.10967	\$ 10.4
88	Sell	26.08.2019 06:45:00	1.11407	0.2	26.08.2019 09:57:00	1.1135	\$ 10.6
89	Buy	02.09.2019 06:45:00	1.09908	0.2	04.09.2019 11:49:00	1.09977	\$ 10.26
90	Sell	09.09.2019 06:45:00	1.10265	0.2	11.09.2019 12:59:00	1.10205	\$ 9.99
91	Sell	16.09.2019 06:45:00	1.1072	0.2	16.09.2019 11:15:00	1.10664	\$ 10.4
92	Buy	23.09.2019 06:45:00	1.10227	0.2	11.10.2019 14:13:00	1.10418	\$ 9.96
93	Sell	14.10.2019 06:45:00	1.10307	0.2	14.10.2019 09:41:00	1.10254	\$ 9.8
94	Buy	28.10.2019 06:45:00	1.10809	0.2	28.10.2019 08:57:00	1.10863	\$ 10.0
95	Sell	04.11.2019 06:45:00	1.11701	0.2	04.11.2019 10:03:00	1.11644	\$ 10.6
96	Buy	11.11.2019 06:45:00	1.10229	0.2	11.11.2019 09:05:00	1.10283	\$ 10.0
97	Sell	18.11.2019 06:45:00	1.10605	0.2	18.11.2019 10:00:00	1.10549	\$ 10.4
98	Buy	25.11.2019 06:45:00	1.10209	0.2	25.11.2019 07:44:00	1.10263	\$ 10.0
99	Sell	02.12.2019 06:45:00	1.10196	0.2	02.12.2019 10:51:00	1.10142	\$ 10.0
100	Buy	09.12.2019 06:45:00	1.10557	0.2	09.12.2019 08:21:00	1.10614	\$ 10.6
101	Sell	16.12.2019 06:45:00	1.11309	0.2	18.12.2019 13:31:00	1.11245	\$ 10.79
102	Buy	23.12.2019 06:45:00	1.10799	0.2	23.12.2019 08:42:00	1.10854	\$ 10.2

Report generated by Quant Analyzer