

QUANT ANALYZER REPORT

EURUSD (1)

Source: MT4Report

Symbol: EURUSD Period: unknown : 02.01.2015 - 22.11.2019
 Initial deposit: 1000.0
 Parameters: -

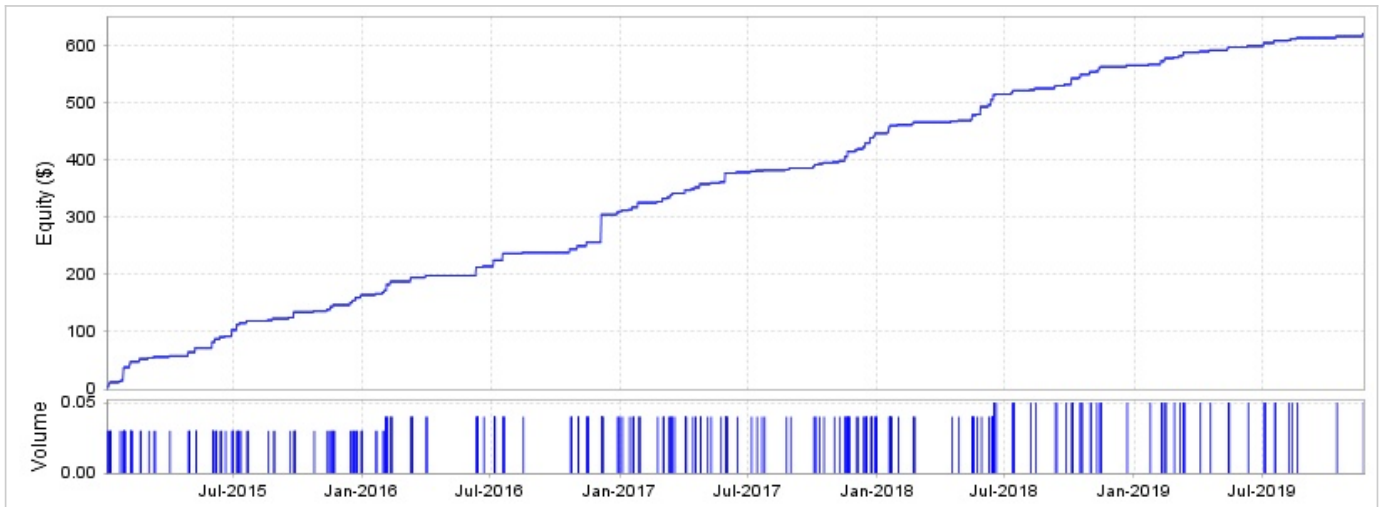
TOTAL PROFIT

\$ 620.07

PROFIT IN PIPS: 1949.3 PIPS
 YRLY AVG PROFIT: \$ 140.35
 YRLY AVG % RET: 14.04 %
 CAGR: 10.13 %

# OF TRADES	325	SHARPE RATIO	0.67	PROFIT FACTOR	7.77	RETURN / DD RATIO	47.41	WINNING %	84.62 %
DRAWDOWN	\$ 13.08	% DRAWDOWN	0.96 %	DAILY AVG PROFIT	\$ 2.82	MTHLY AVG PROFIT	\$ 11.7	AVERAGE TRADE	\$ 1.91
ANNUAL% / MAX DD%	10.55	R EXPECTANCY	1.04 R	R EXP SCORE	76.69 R	SQN	12.07	SQN SCORE	4.04

generated by Quant Analyzer



MONTHLY PERFORMANCE (\$)

Year	Jan	Feb	Mar	Apr	May	Jun	Jul	Aug	Sep	Oct	Nov	Dec	YTD
2019	1.85	12.2	8.8	3.6	5.35	1.9	9.4	4.85	0	2.6	4.6	0	55.15
2018	14.68	4.64	0	2.84	24.12	22.22	6.1	3.6	7.1	21.9	8.75	2.6	118.55
2017	15.2	1.84	14.6	16.2	18.96	1.48	4	3.64	0	10.04	18.64	31.88	136.48
2016	4.47	19.2	10.32	0	0	15.96	22.44	1.68	0	6.08	12.16	53.48	145.79
2015	37.65	14.88	3.45	8.22	7.32	31.5	15.72	4.05	11.46	1.59	10.92	17.34	164.1

STATS

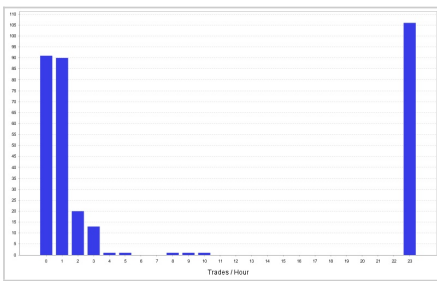
Strategy

Wins/Losses Ratio	5.5	Payout Ratio (Avg Win/Loss)	1.41	Average # of Bars in Trade	0
AHPR	0.15	Z-Score	-2.81	Z-Probability	99.75 %
Expectancy	1.91	Deviation	\$ 2.85	Exposure	-99999999 %
Stagnation in Days	72	Stagnation in %	4.03 %		

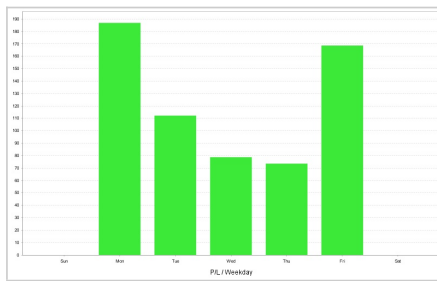
Trades

# of Wins	275	# of Losses	50	# of Cancelled/Expired	0
Gross Profit	\$ 711.6	Gross Loss	\$ -91.53	Average Win	\$ 2.59
Largest Win	\$ 17.68	Largest Loss	\$ -6.16	Max Consec Wins	26
Avg Consec Wins	7.43	Avg Consec Loss	1.39	Max Consec Losses	4
				Avg # of Bars in Wins	0
				Avg # of Bars in Losses	0

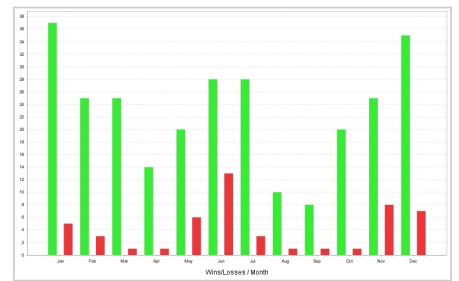
CHARTS



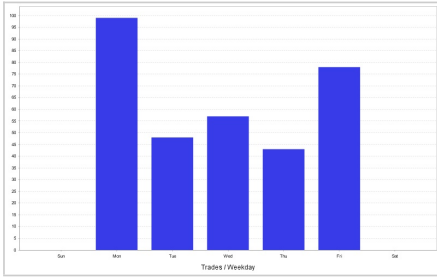
Trades by hour



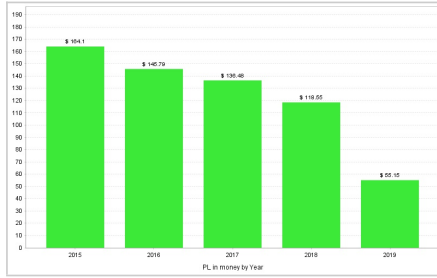
P/L by weekday



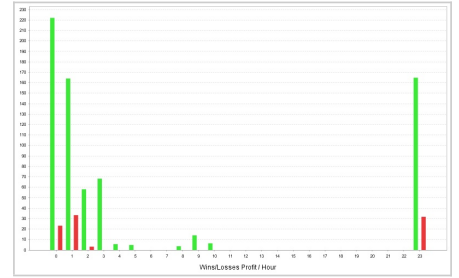
Wins/Losses by month



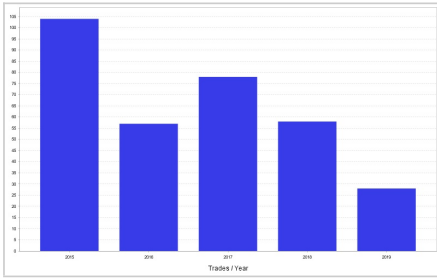
Trades by weekday



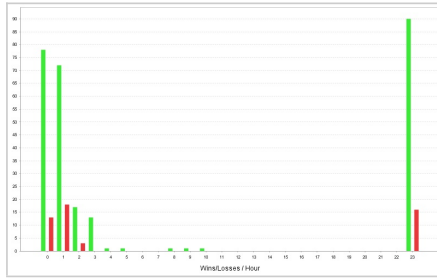
P/L by year



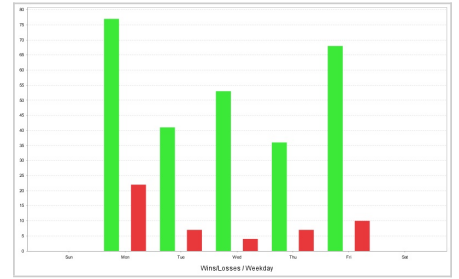
Wins/Losses Profit by hour



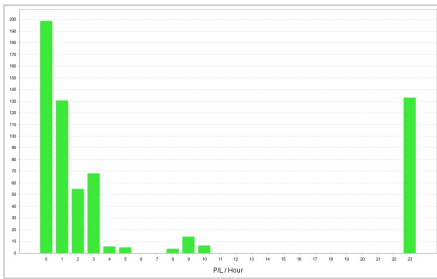
Trades by year



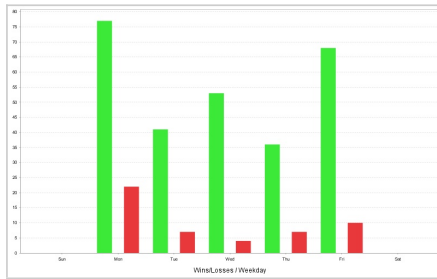
Wins/Losses by hour



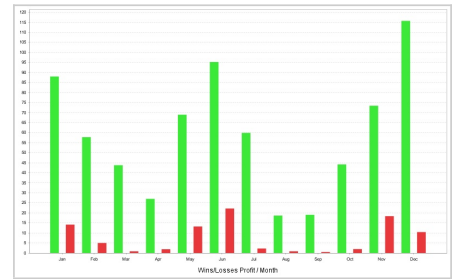
Wins/Losses by weekday



P/L by hour



Wins/Losses by weekday



Wins/Losses Profit by month

TRADES

Ticket	Type	Open time	Open price	Size	Close time	Close price	Profit/Loss	Comment
1	Buy	02.01.2015 01:30:00	1.20839	0.03	02.01.2015 01:54:00	1.20893	\$ 1.41	
2	Buy	02.01.2015 01:35:00	1.20808	0.03	02.01.2015 01:54:00	1.20886	\$ 2.13	
3	Buy	05.01.2015 00:05:00	1.19292	0.03	05.01.2015 00:06:00	1.19336	\$ 1.11	
4	Buy	05.01.2015 00:10:00	1.19138	0.03	05.01.2015 00:10:00	1.19211	\$ 1.98	
5	Buy	05.01.2015 00:15:00	1.19393	0.03	05.01.2015 00:28:00	1.1945	\$ 1.5	
6	Buy	06.01.2015 23:15:00	1.18897	0.03	06.01.2015 23:18:00	1.18951	\$ 1.41	
7	Buy	07.01.2015 00:10:00	1.18637	0.03	07.01.2015 00:16:00	1.18677	\$ 0.99	
8	Buy	07.01.2015 00:20:00	1.1866	0.03	07.01.2015 00:35:00	1.18709	\$ 1.26	
9	Buy	20.01.2015 01:40:00	1.15927	0.03	20.01.2015 02:02:00	1.15985	\$ 1.53	
10	Buy	23.01.2015 23:00:00	1.12083	0.03	23.01.2015 23:00:00	1.12143	\$ 1.59	
11	Buy	26.01.2015 00:05:00	1.11582	0.03	26.01.2015 01:59:00	1.11435	\$ -4.62	
12	Buy	26.01.2015 00:10:00	1.11519	0.03	26.01.2015 01:59:00	1.1143	\$ -2.88	
13	Buy	26.01.2015 00:15:00	1.11388	0.03	26.01.2015 01:59:00	1.1144	\$ 1.35	
14	Buy	26.01.2015 01:25:00	1.11362	0.03	26.01.2015 01:59:00	1.11437	\$ 2.04	
15	Buy	26.01.2015 01:30:00	1.11259	0.03	26.01.2015 01:59:00	1.11431	\$ 4.95	
16	Buy	26.01.2015 01:40:00	1.11146	0.03	26.01.2015 01:59:00	1.11442	\$ 8.67	
17	Buy	26.01.2015 01:50:00	1.11052	0.03	26.01.2015 01:59:00	1.11429	\$ 11.1	
18	Buy	26.01.2015 23:20:00	1.12418	0.03	27.01.2015 00:02:00	1.12432	\$ -0.06	
19	Buy	26.01.2015 23:25:00	1.12324	0.03	27.01.2015 00:02:00	1.12413	\$ 2.19	
20	Buy	04.02.2015 01:00:00	1.14651	0.03	04.02.2015 01:00:00	1.14712	\$ 1.62	
21	Buy	04.02.2015 23:25:00	1.13555	0.03	04.02.2015 23:59:00	1.13469	\$ -2.79	
22	Buy	04.02.2015 23:30:00	1.1343	0.03	04.02.2015 23:59:00	1.13465	\$ 0.84	