

QUANT ANALYZER REPORT

Urban Scalper__M1

Source: MT4Report

Symbol: EURUSD Period: M1 : 01.10.2018 - 01.11.2019
 Initial deposit: 10000.0
 Parameters: -

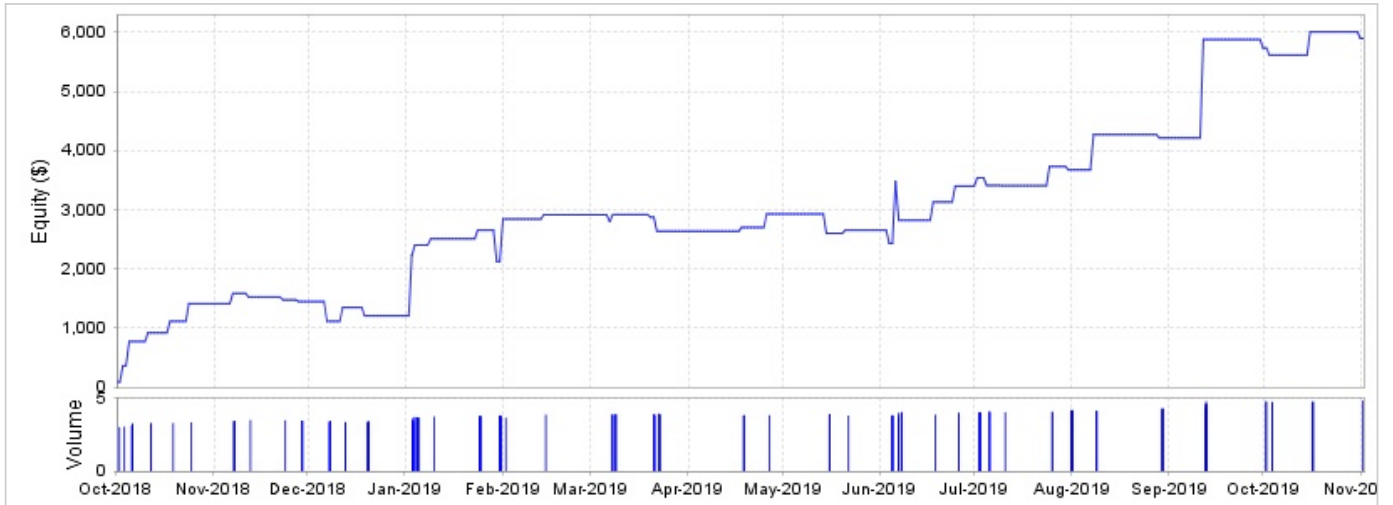
TOTAL PROFIT

\$ 5898.71

PROFIT IN PIPS: 263.9 PIPS
 YRLY AVG PROFIT: \$ 5056.6
 YRLY AVG % RET: 50.57 %
 CAGR: 26.09 %

# OF TRADES	173	SHARPE RATIO	0.2	PROFIT FACTOR	1.75	RETURN / DD RATIO	8.96	WINNING %	47.98 %
DRAWDOWN	\$ 658.08	% DRAWDOWN	5.12 %	DAILY AVG PROFIT	\$ 122.89	MTHLY AVG PROFIT	\$ 421.34	AVERAGE TRADE	\$ 32.59
ANNUAL% / MAX DD%	5.1	R EXPECTANCY	0.39 R	R EXP SCORE	60.77 R	SQN	2.58	SQN SCORE	2.56

generated by Quant Analyzer



MONTHLY PERFORMANCE (\$)

Year	Jan	Feb	Mar	Apr	May	Jun	Jul	Aug	Sep	Oct	Nov	Dec	YTD
2019	918.82	790.23	-277.29	291.65	-274.29	744.89	276.02	539.66	1664.98	129.88	-110.4	0	4694.15
2018	0	0	0	0	0	0	0	0	0	1411.3	34.7	-241.44	1204.56

STATS

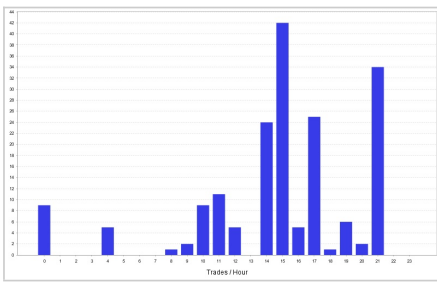
Strategy

Wins/Losses Ratio	0.92	Payout Ratio (Avg Win/Loss)	1.9	Average # of Bars in Trade	0
AHPR	0.27	Z-Score	0.61	Z-Probability	27.09 %
Expectancy	34.1	Deviation	\$ 170.26	Exposure	-99999999 %
Stagnation in Days	77	Stagnation in %	19.4 %		

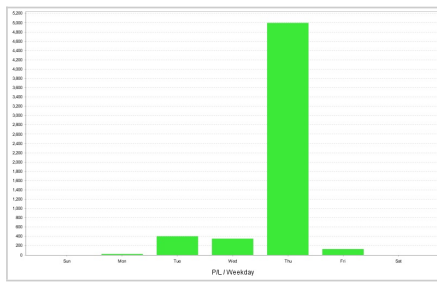
Trades

# of Wins	83	# of Losses	90	# of Cancelled/Expired	8
Gross Profit	\$ 13733.66	Gross Loss	\$ -7834.95	Average Win	\$ 165.47
Largest Win	\$ 790.76	Largest Loss	\$ -154.08	Max Consec Wins	5
Avg Consec Wins	1.73	Avg Consec Loss	2.04	Avg # of Bars in Wins	0
				Average Loss	\$ -87.05
				Max Consec Losses	6
				Avg # of Bars in Losses	0

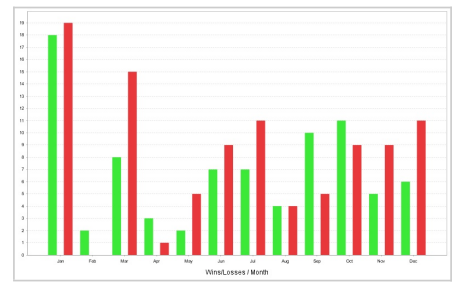
CHARTS



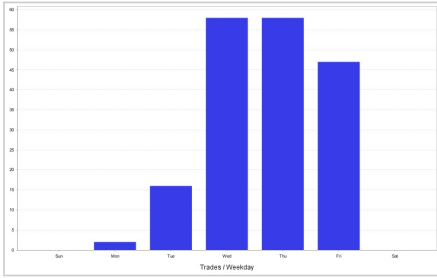
Trades by hour



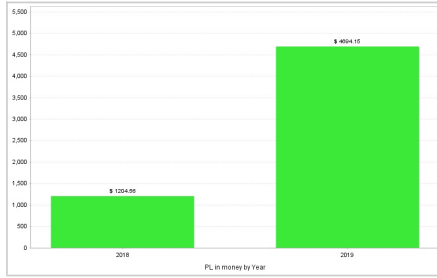
P/L by weekday



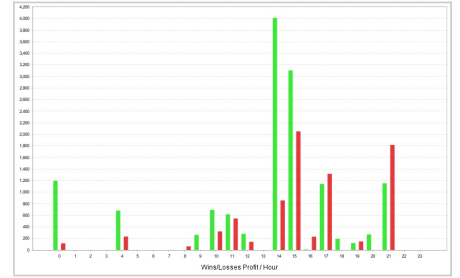
Wins/Losses by month



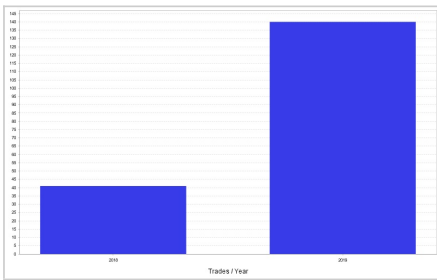
Trades by weekday



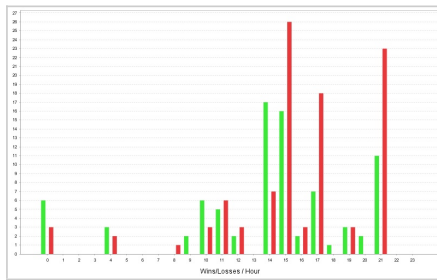
P/L by year



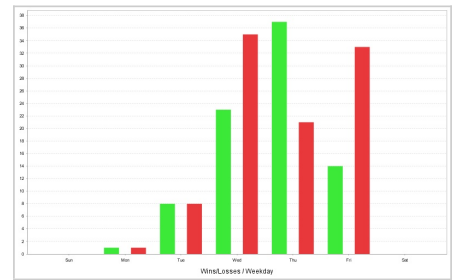
Wins/Losses Profit by hour



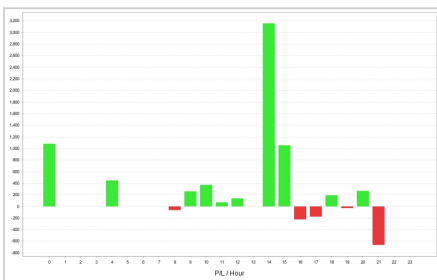
Trades by year



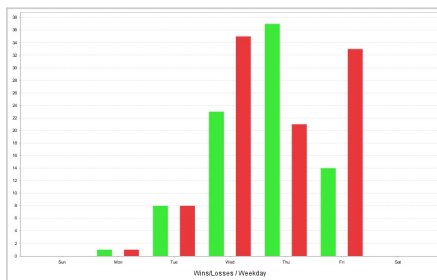
Wins/Losses by hour



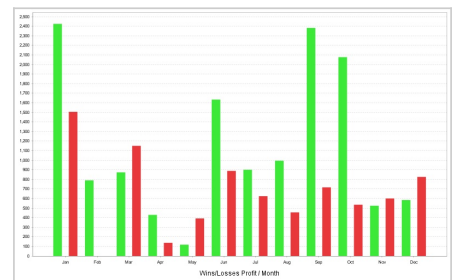
Wins/Losses by weekday



P/L by hour



Wins/Losses by weekday



Wins/Losses Profit by month

TRADES

Ticket	Type	Open time	Open price	Size	Close time	Close price	Profit/Loss	Comment
1	Sell	01.10.2018 15:41:00	1.16236	3.0	01.10.2018 15:42:00	1.16202	\$ 84.0	
2	Sell	03.10.2018 04:57:00	1.15682	3.03	03.10.2018 04:58:00	1.15585	\$ 275.73	
3	Sell	05.10.2018 15:30:00	1.15282	3.11	05.10.2018 15:30:00	1.15307	\$ -96.41	
4	Sell	05.10.2018 15:30:00	1.15299	3.08	05.10.2018 15:30:00	1.15122	\$ 526.68	
5	Sell	05.10.2018 17:55:00	1.15338	3.24	05.10.2018 17:55:00	1.15338	\$ -19.44	
6	Sell Stop	05.10.2018 17:55:00	1.15325	3.23	05.10.2018 17:56:00	1.15355	\$ 0.0	
7	Sell	11.10.2018 15:30:00	1.15897	3.23	11.10.2018 15:30:00	1.15879	\$ 38.76	
8	Sell	11.10.2018 15:30:00	1.1592	3.24	11.10.2018 15:30:00	1.15905	\$ 29.16	
9	Sell	11.10.2018 15:30:00	1.15893	3.25	11.10.2018 15:30:00	1.15917	\$ -97.5	
10	Sell	11.10.2018 15:30:00	1.15915	3.22	11.10.2018 15:32:00	1.15854	\$ 177.1	
11	Sell	18.10.2018 18:26:00	1.15173	3.28	18.10.2018 18:26:00	1.15108	\$ 193.52	
12	Buy	24.10.2018 10:30:00	1.14274	3.33	24.10.2018 10:30:00	1.1437	\$ 299.7	
13	Sell	07.11.2018 04:34:00	1.14311	3.42	07.11.2018 04:34:00	1.14341	\$ -123.12	
14	Sell	07.11.2018 04:34:00	1.14381	3.39	07.11.2018 04:34:00	1.14407	\$ -108.48	
15	Sell	07.11.2018 04:34:00	1.14407	3.35	07.11.2018 04:34:00	1.14325	\$ 254.6	
16	Sell	07.11.2018 04:34:00	1.14315	3.43	07.11.2018 04:35:00	1.14265	\$ 150.92	
17	Buy	12.11.2018 08:41:00	1.12824	3.48	12.11.2018 08:42:00	1.12812	\$ -62.64	
18	Buy	23.11.2018 10:30:00	1.13917	3.46	23.11.2018 10:31:00	1.13909	\$ -48.44	
19	Sell	28.11.2018 19:00:00	1.13078	3.44	28.11.2018 19:00:00	1.13083	\$ -37.84	
20	Sell	28.11.2018 19:00:00	1.13082	3.43	28.11.2018 19:00:00	1.13082	\$ -20.58	
21	Sell	28.11.2018 19:00:00	1.13087	3.42	28.11.2018 19:00:00	1.13072	\$ 30.78	
22	Sell	28.11.2018 19:00:00	1.13082	3.43	28.11.2018 19:00:00	1.13102	\$ -89.18	

23	Sell	28.11.2018 19:00:00	1.13091	3.41	28.11.2018 19:00:00	1.1306	\$ 85.25
24	Sell	28.11.2018 19:00:00	1.13077	3.43	28.11.2018 19:01:00	1.1307	\$ 3.43
25	Sell	07.12.2018 15:30:00	1.13877	3.43	07.12.2018 15:30:00	1.13903	\$ -109.76
26	Sell	07.12.2018 15:30:00	1.13909	3.4	07.12.2018 15:30:00	1.13937	\$ -115.6
27	Sell	07.12.2018 15:30:00	1.1395	3.37	07.12.2018 15:30:00	1.1398	\$ -121.32
28	Sell	07.12.2018 15:30:00	1.13979	3.33	07.12.2018 15:30:00	1.14	\$ -89.91
29	Sell	07.12.2018 15:30:00	1.13991	3.3	07.12.2018 15:30:00	1.13945	\$ 132.0
30	Sell	07.12.2018 15:30:00	1.13961	3.34	07.12.2018 15:30:00	1.13964	\$ -30.06
31	Sell Stop	07.12.2018 15:30:00	1.13955	3.33	07.12.2018 15:31:00	1.13959	\$ 0.0
32	Buy	12.12.2018 14:53:00	1.13312	3.33	12.12.2018 14:53:00	1.13324	\$ 19.98
33	Buy	12.12.2018 14:53:00	1.13336	3.34	12.12.2018 14:53:00	1.13406	\$ 213.76
34	Buy	19.12.2018 21:00:00	1.14087	3.4	19.12.2018 21:00:00	1.14064	\$ -98.6
35	Buy	19.12.2018 21:00:00	1.14075	3.37	19.12.2018 21:00:00	1.14059	\$ -74.14
36	Buy	19.12.2018 21:00:00	1.14015	3.35	19.12.2018 21:00:00	1.14023	\$ 6.7
37	Buy	19.12.2018 21:00:00	1.14011	3.35	19.12.2018 21:00:00	1.13998	\$ -63.65
38	Buy	19.12.2018 21:00:00	1.14001	3.33	19.12.2018 21:00:00	1.13994	\$ -43.29
39	Buy	19.12.2018 21:00:00	1.14007	3.32	19.12.2018 21:00:00	1.13989	\$ -79.68
40	Buy	19.12.2018 21:00:00	1.13986	3.3	19.12.2018 21:00:00	1.14025	\$ 108.9
41	Buy	19.12.2018 21:00:00	1.14037	3.33	19.12.2018 21:01:00	1.14074	\$ 103.23
42	Sell	03.01.2019 00:55:00	1.13531	3.36	03.01.2019 00:55:00	1.13507	\$ 60.48
43	Sell	03.01.2019 00:55:00	1.135	3.38	03.01.2019 00:55:00	1.13512	\$ -60.84
44	Sell	03.01.2019 00:55:00	1.13516	3.36	03.01.2019 00:55:00	1.13508	\$ 6.72
45	Sell	03.01.2019 00:55:00	1.13517	3.36	03.01.2019 00:55:00	1.13511	\$ 0.0
46	Sell	03.01.2019 00:55:00	1.13528	3.36	03.01.2019 00:55:00	1.1349	\$ 107.52
47	Buy	03.01.2019 00:56:00	1.13239	3.4	03.01.2019 00:56:00	1.13229	\$ -54.4
48	Buy	03.01.2019 00:56:00	1.13155	3.38	03.01.2019 00:56:00	1.13259	\$ 331.24
49	Buy	03.01.2019 00:56:00	1.13155	3.48	03.01.2019 00:56:00	1.13286	\$ 435.0
50	Buy	03.01.2019 00:56:00	1.13284	3.61	03.01.2019 00:56:00	1.13361	\$ 256.31
51	Sell	03.01.2019 17:00:00	1.13851	3.69	03.01.2019 17:00:00	1.13857	\$ -44.28
52	Sell	03.01.2019 17:00:00	1.13866	3.67	03.01.2019 17:01:00	1.13863	\$ -11.01
53	Buy	04.01.2019 15:30:00	1.1374	3.67	04.01.2019 15:30:00	1.1371	\$ -132.12
54	Buy	04.01.2019 15:30:00	1.13716	3.63	04.01.2019 15:30:00	1.13762	\$ 145.2
55	Buy	04.01.2019 15:30:00	1.13681	3.67	04.01.2019 15:30:00	1.13654	\$ -121.11
56	Buy	04.01.2019 15:30:00	1.13666	3.64	04.01.2019 15:30:00	1.13701	\$ 105.56
57	Buy	04.01.2019 15:30:00	1.13712	3.67	04.01.2019 15:30:00	1.13712	\$ -22.02
58	Buy	04.01.2019 15:30:00	1.13689	3.66	04.01.2019 15:30:00	1.13659	\$ -131.76
59	Buy	04.01.2019 15:30:00	1.13662	3.62	04.01.2019 15:30:00	1.13649	\$ -68.78
60	Buy	04.01.2019 15:30:00	1.13655	3.6	04.01.2019 15:30:00	1.13698	\$ 133.2
61	Buy	04.01.2019 15:30:00	1.13677	3.64	04.01.2019 15:31:00	1.13755	\$ 262.08
62	Sell	09.01.2019 21:00:00	1.15568	3.72	09.01.2019 21:00:00	1.15533	\$ 107.88
63	Buy	24.01.2019 10:15:00	1.13495	3.75	24.01.2019 10:15:00	1.13465	\$ -135.0
64	Buy	24.01.2019 10:15:00	1.13415	3.71	24.01.2019 10:15:00	1.13422	\$ 3.71
65	Buy	24.01.2019 10:15:00	1.13424	3.71	24.01.2019 10:15:00	1.13446	\$ 59.36
66	Buy	24.01.2019 10:15:00	1.13459	3.73	24.01.2019 10:16:00	1.135	\$ 130.55
67	Buy	24.01.2019 15:37:00	1.13078	3.77	24.01.2019 15:38:00	1.13107	\$ 86.71
68	Sell	30.01.2019 21:00:00	1.14385	3.8	30.01.2019 21:00:00	1.14409	\$ -114.0
69	Sell	30.01.2019 21:00:00	1.14428	3.76	30.01.2019 21:00:00	1.14442	\$ -75.2
70	Sell	30.01.2019 21:00:00	1.14454	3.74	30.01.2019 21:00:00	1.14417	\$ 115.94
71	Sell	30.01.2019 21:00:00	1.14409	3.77	30.01.2019 21:00:00	1.14434	\$ -116.87
72	Sell	30.01.2019 21:00:00	1.14486	3.74	30.01.2019 21:00:00	1.14502	\$ -82.28
73	Sell	30.01.2019 21:00:00	1.14519	3.71	30.01.2019 21:00:00	1.14534	\$ -77.91
74	Sell	30.01.2019 21:00:00	1.14524	3.69	30.01.2019 21:00:00	1.14503	\$ 55.35
75	Sell	30.01.2019 21:00:00	1.14544	3.71	30.01.2019 21:00:00	1.14571	\$ -122.43
76	Sell	30.01.2019 21:00:00	1.14558	3.67	30.01.2019 21:00:00	1.14588	\$ -132.12
77	Sell	30.01.2019 21:00:00	1.146	3.63	30.01.2019 21:00:00	1.14588	\$ 21.78
78	Sell	30.01.2019 21:00:00	1.14594	3.64	30.01.2019 21:01:00	1.14589	\$ -3.64
79	Buy	01.02.2019 15:30:00	1.14547	3.64	01.02.2019 15:30:00	1.1475	\$ 717.08
80	Sell	14.02.2019 09:01:00	1.12932	3.85	14.02.2019 09:02:00	1.12907	\$ 73.15
81	Buy	07.03.2019 14:45:00	1.12845	3.87	07.03.2019 14:45:00	1.12815	\$ -139.32
82	Buy	07.03.2019 14:45:00	1.12824	3.83	07.03.2019 14:45:00	1.12837	\$ 26.81

83	Buy Stop	07.03.2019 14:45:00	1.12847	3.84	07.03.2019 14:46:00	1.12847	\$ 0.0
84	Sell	08.03.2019 15:30:00	1.12397	3.84	08.03.2019 15:30:00	1.12358	\$ 126.72
85	Sell	08.03.2019 15:30:00	1.12401	3.88	08.03.2019 15:30:00	1.12398	\$ -11.64
86	Buy Stop	08.03.2019 15:31:00	1.12213	3.87	08.03.2019 15:32:00	1.12213	\$ 0.0
87	Sell	20.03.2019 21:00:00	1.13788	3.87	20.03.2019 21:00:00	1.13798	\$ -61.92
88	Sell	20.03.2019 21:00:00	1.13812	3.86	20.03.2019 21:00:00	1.13802	\$ 15.44
89	Sell	20.03.2019 21:00:00	1.13831	3.86	20.03.2019 21:00:00	1.13861	\$ -138.96
90	Sell	20.03.2019 21:00:00	1.13875	3.82	20.03.2019 21:00:00	1.13874	\$ -19.1
91	Sell	20.03.2019 21:00:00	1.13867	3.81	20.03.2019 21:00:00	1.1389	\$ -110.49
92	Sell	20.03.2019 21:00:00	1.13893	3.78	20.03.2019 21:00:00	1.1392	\$ -124.74
93	Sell	20.03.2019 21:00:00	1.1391	3.74	20.03.2019 21:01:00	1.13798	\$ 396.44
94	Buy	22.03.2019 11:15:00	1.13661	3.86	22.03.2019 11:15:00	1.13698	\$ 119.66
95	Buy	22.03.2019 11:15:00	1.13674	3.9	22.03.2019 11:16:00	1.13698	\$ 70.2
96	Buy	22.03.2019 11:30:00	1.13474	3.92	22.03.2019 11:30:00	1.13444	\$ -141.12
97	Buy	22.03.2019 11:30:00	1.13433	3.88	22.03.2019 11:30:00	1.1345	\$ 42.68
98	Buy	22.03.2019 11:30:00	1.13432	3.89	22.03.2019 11:30:00	1.13424	\$ -54.46
99	Buy	22.03.2019 11:30:00	1.1343	3.87	22.03.2019 11:30:00	1.13421	\$ -58.05
100	Buy	22.03.2019 11:30:00	1.1343	3.86	22.03.2019 11:30:00	1.13409	\$ -104.22
101	Buy	22.03.2019 11:30:00	1.13378	3.82	22.03.2019 11:30:00	1.13363	\$ -80.22
102	Buy	22.03.2019 11:30:00	1.13315	3.8	22.03.2019 11:30:00	1.13293	\$ -106.4
103	Buy	22.03.2019 11:30:00	1.13294	3.77	22.03.2019 11:31:00	1.1332	\$ 75.4
104	Buy	18.04.2019 10:30:00	1.12735	3.79	18.04.2019 10:30:00	1.12764	\$ 87.17
105	Buy	18.04.2019 10:30:00	1.12774	3.82	18.04.2019 10:30:00	1.12744	\$ -137.52
106	Buy	18.04.2019 10:30:00	1.12732	3.78	18.04.2019 10:31:00	1.12768	\$ 113.4
107	Buy	26.04.2019 15:30:00	1.11124	3.81	26.04.2019 15:30:00	1.1119	\$ 228.6
108	Sell	15.05.2019 17:13:00	1.12085	3.88	15.05.2019 17:13:00	1.12112	\$ -128.04
109	Sell	15.05.2019 17:13:00	1.12169	3.84	15.05.2019 17:13:00	1.12175	\$ -46.08
110	Sell	15.05.2019 17:13:00	1.12174	3.83	15.05.2019 17:13:00	1.12151	\$ 65.11
111	Sell	15.05.2019 17:13:00	1.12141	3.85	15.05.2019 17:13:00	1.12159	\$ -92.4
112	Sell	15.05.2019 17:13:00	1.12205	3.82	15.05.2019 17:13:00	1.12206	\$ -26.74
113	Sell	15.05.2019 17:13:00	1.12208	3.81	15.05.2019 17:14:00	1.12228	\$ -99.06
114	Sell	21.05.2019 17:55:00	1.11749	3.78	21.05.2019 17:57:00	1.11729	\$ 52.92
115	Sell	04.06.2019 16:55:00	1.12548	3.8	04.06.2019 16:55:00	1.12541	\$ 3.8
116	Sell	04.06.2019 16:55:00	1.12529	3.8	04.06.2019 16:55:00	1.12551	\$ -106.4
117	Sell	04.06.2019 16:55:00	1.12567	3.77	04.06.2019 16:55:00	1.1256	\$ 3.77
118	Sell	04.06.2019 16:55:00	1.12554	3.77	04.06.2019 16:55:00	1.12581	\$ -124.41
119	Sell Stop	04.06.2019 16:55:00	1.12572	3.73	04.06.2019 16:56:00	1.12613	\$ 0.0
120	Buy	06.06.2019 14:45:00	1.12021	3.73	06.06.2019 14:45:00	1.12239	\$ 790.76
121	Sell	06.06.2019 14:46:00	1.12536	3.97	06.06.2019 14:47:00	1.12465	\$ 258.05
122	Sell	07.06.2019 15:30:00	1.12909	4.04	07.06.2019 15:30:00	1.12939	\$ -145.44
123	Sell	07.06.2019 15:30:00	1.12953	4.0	07.06.2019 15:30:00	1.12983	\$ -144.0
124	Sell	07.06.2019 15:30:00	1.13004	3.96	07.06.2019 15:30:00	1.1302	\$ -87.12
125	Sell	07.06.2019 15:30:00	1.1301	3.93	07.06.2019 15:30:00	1.1304	\$ -141.48
126	Sell	07.06.2019 15:30:00	1.13032	3.89	07.06.2019 15:30:00	1.13062	\$ -140.04
127	Sell	07.06.2019 15:30:00	1.13049	3.85	07.06.2019 15:31:00	1.13043	\$ 0.0
128	Buy	18.06.2019 11:01:00	1.12172	3.85	18.06.2019 11:01:00	1.12258	\$ 308.0
129	Sell	25.06.2019 20:34:00	1.1386	3.94	25.06.2019 20:34:00	1.13823	\$ 122.14
130	Sell	25.06.2019 20:34:00	1.13844	3.98	25.06.2019 20:35:00	1.13801	\$ 147.26
131	Sell	02.07.2019 12:49:00	1.1318	4.02	02.07.2019 12:49:00	1.13194	\$ -80.4
132	Sell	02.07.2019 12:49:00	1.13205	4.0	02.07.2019 12:49:00	1.13185	\$ 56.0
133	Sell	02.07.2019 12:49:00	1.13197	4.01	02.07.2019 12:49:00	1.13193	\$ -8.02
134	Sell	02.07.2019 12:49:00	1.13186	4.01	02.07.2019 12:49:00	1.13193	\$ -52.13
135	Sell	02.07.2019 12:49:00	1.13188	3.99	02.07.2019 12:49:00	1.13126	\$ 223.44
136	Buy	05.07.2019 15:30:00	1.12473	4.06	05.07.2019 15:30:00	1.12447	\$ -129.92
137	Buy	05.07.2019 15:30:00	1.1246	4.02	05.07.2019 15:30:00	1.12485	\$ 76.38
138	Buy	05.07.2019 15:30:00	1.12472	4.05	05.07.2019 15:31:00	1.1246	\$ -72.9
139	Sell	10.07.2019 15:30:00	1.12356	4.02	10.07.2019 15:31:00	1.12351	\$ -4.02
140	Sell	25.07.2019 14:45:00	1.11601	4.02	25.07.2019 14:45:00	1.1157	\$ 100.5
141	Sell	25.07.2019 14:45:00	1.11594	4.05	25.07.2019 14:46:00	1.11533	\$ 222.75
142	Buy	31.07.2019 21:00:00	1.11177	4.12	31.07.2019 21:00:00	1.11206	\$ 94.76

143	Buy	31.07.2019 21:00:00	1.11173	4.15	31.07.2019 21:00:00	1.11177	\$ -8.3
144	Buy	31.07.2019 21:00:00	1.1114	4.15	31.07.2019 21:00:00	1.11113	\$ -136.95
145	Buy	31.07.2019 21:00:00	1.11111	4.1	31.07.2019 21:00:00	1.11148	\$ 127.1
146	Buy	31.07.2019 21:00:00	1.11134	4.14	31.07.2019 21:00:00	1.11129	\$ -45.54
147	Buy	31.07.2019 21:00:00	1.1113	4.13	31.07.2019 21:01:00	1.11115	\$ -86.73
148	Sell Stop	31.07.2019 21:04:00	1.11114	4.1	31.07.2019 21:05:00	1.11138	\$ 0.0
149	Sell	08.08.2019 17:38:00	1.12293	4.1	08.08.2019 17:38:00	1.12292	\$ -20.5
150	Sell	08.08.2019 17:38:00	1.12313	4.1	08.08.2019 17:38:00	1.12295	\$ 49.2
151	Sell	08.08.2019 17:38:00	1.12284	4.11	08.08.2019 17:38:00	1.1214	\$ 567.18
152	Sell	29.08.2019 17:37:00	1.10874	4.28	29.08.2019 17:37:00	1.10904	\$ -154.08
153	Sell	29.08.2019 17:37:00	1.10907	4.23	29.08.2019 17:37:00	1.10931	\$ -126.9
154	Sell	29.08.2019 17:37:00	1.1092	4.2	29.08.2019 17:37:00	1.10845	\$ 289.8
155	Sell	29.08.2019 17:37:00	1.10874	4.28	29.08.2019 17:37:00	1.10904	\$ -154.08
156	Sell	29.08.2019 17:37:00	1.10893	4.24	29.08.2019 17:37:00	1.10866	\$ 89.04
157	Sell	12.09.2019 14:45:00	1.10444	4.26	12.09.2019 14:45:00	1.10474	\$ -153.36
158	Sell	12.09.2019 14:45:00	1.10604	4.22	12.09.2019 14:45:00	1.10634	\$ -151.92
159	Sell	12.09.2019 14:45:00	1.10655	4.17	12.09.2019 14:45:00	1.10685	\$ -150.12
160	Sell	12.09.2019 14:45:00	1.1068	4.13	12.09.2019 14:45:00	1.10615	\$ 243.67
161	Sell	12.09.2019 14:45:00	1.10603	4.2	12.09.2019 14:45:00	1.10633	\$ -151.2
162	Sell	12.09.2019 14:45:00	1.10663	4.16	12.09.2019 14:45:00	1.10649	\$ 33.28
163	Sell	12.09.2019 14:45:00	1.10644	4.17	12.09.2019 14:45:00	1.1054	\$ 408.66
164	Sell	12.09.2019 14:45:00	1.10552	4.29	12.09.2019 14:45:00	1.10541	\$ 21.45
165	Sell	12.09.2019 14:45:00	1.10553	4.29	12.09.2019 14:45:00	1.10404	\$ 613.47
166	Buy	12.09.2019 14:46:00	1.10137	4.48	12.09.2019 14:46:00	1.1023	\$ 389.76
167	Buy	12.09.2019 14:46:00	1.10087	4.6	12.09.2019 14:46:00	1.10069	\$ -110.4
168	Buy	12.09.2019 14:46:00	1.10059	4.56	12.09.2019 14:46:00	1.10069	\$ 18.24
169	Buy	12.09.2019 14:46:00	1.10066	4.57	12.09.2019 14:46:00	1.10105	\$ 150.81
170	Buy	12.09.2019 14:46:00	1.10095	4.61	12.09.2019 14:46:00	1.10209	\$ 497.88
171	Buy	12.09.2019 14:46:00	1.10108	4.76	12.09.2019 14:47:00	1.10115	\$ 4.76
172	Sell	01.10.2019 17:00:00	1.0906	4.76	01.10.2019 17:00:00	1.09084	\$ -142.8
173	Sell Stop	01.10.2019 17:00:00	1.09072	4.72	01.10.2019 17:01:00	1.09088	\$ 0.0
174	Sell	03.10.2019 17:00:00	1.09801	4.72	03.10.2019 17:00:00	1.09826	\$ -146.32
175	Sell	03.10.2019 17:00:00	1.09845	4.68	03.10.2019 17:00:00	1.09833	\$ 28.08
176	Sell Stop	03.10.2019 17:00:00	1.0982	4.69	03.10.2019 17:01:00	1.0984	\$ 0.0
177	Sell	16.10.2019 09:15:00	1.10586	4.69	16.10.2019 09:16:00	1.1054	\$ 187.6
178	Sell	16.10.2019 15:30:00	1.10475	4.74	16.10.2019 15:30:00	1.10476	\$ -33.18
179	Sell	16.10.2019 15:30:00	1.10477	4.73	16.10.2019 15:31:00	1.10421	\$ 236.5
180	Buy	01.11.2019 15:30:00	1.11334	4.8	01.11.2019 15:31:00	1.11339	\$ -4.8
181	Sell	01.11.2019 17:00:00	1.1167	4.8	01.11.2019 17:01:00	1.11686	\$ -105.6

Report generated by Quant Analyzer