

QUANT ANALYZER REPORT

Expert AIMBOT__GBPCAD_M30_Spread 50

Source: MT4Report

Symbol: **GBPCAD** Period: **M30 : 03.11.2017 - 30.11.2018**
 Initial deposit: **10000.0**
 Parameters: **-**

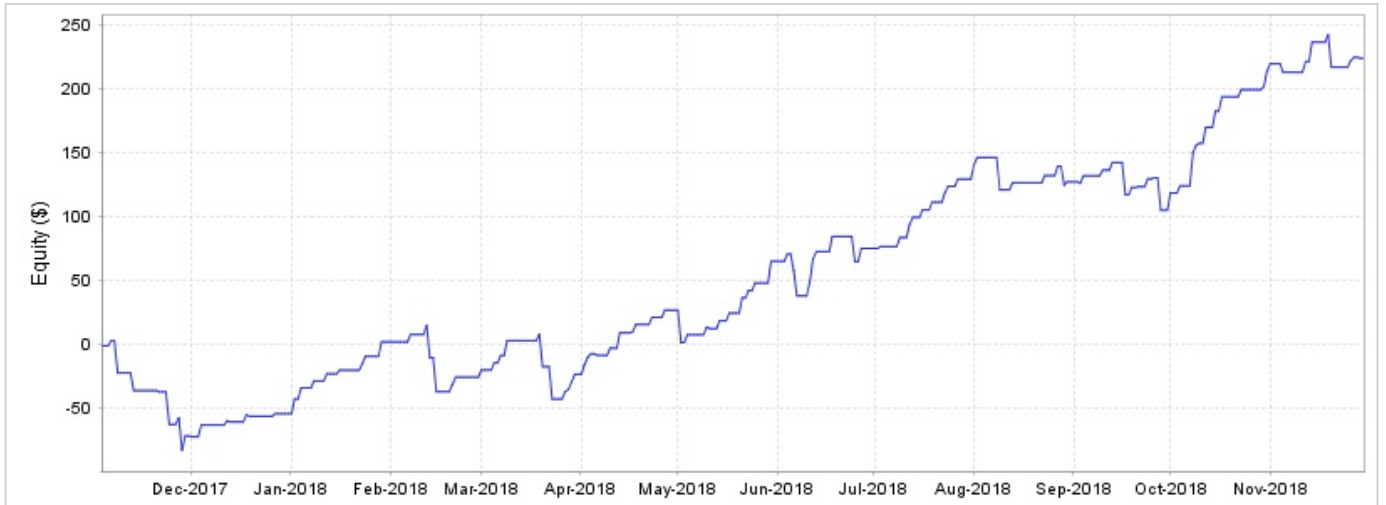
TOTAL PROFIT

\$ 223.83

PROFIT IN PIPS: **393.4 PIPS**
 YRLY AVG PROFIT: **\$ 206.66**
 YRLY AVG % RET: **2.07 %**
 CAGR: **1.11 %**

# OF TRADES	SHARPE RATIO	PROFIT FACTOR	RETURN / DD RATIO	WINNING %
157	0.1	1.47	2.61	78.34 %
DRAWDOWN	% DRAWDOWN	DAILY AVG PROFIT	MTHLY AVG PROFIT	AVERAGE TRADE
\$ 85.73	0.86 %	\$ 1.83	\$ 17.22	\$ 1.43
ANNUAL% / MAX DD%	R EXPECTANCY	R EXP SCORE	SQN	SQN SCORE
1.29	0.1 R	14.9 R	1.77	1.4

generated by Quant Analyzer



MONTHLY PERFORMANCE (\$)

Year	Jan	Feb	Mar	Apr	May	Jun	Jul	Aug	Sep	Oct	Nov	Dec	YTD
2018	56.2	-27.65	2.3	50.15	38.21	10.14	54.1	-2.05	-22.22	108.82	10.13	0	278.13
2017	0	0	0	0	0	0	0	0	0	0	-71.73	17.43	-54.3

STATS

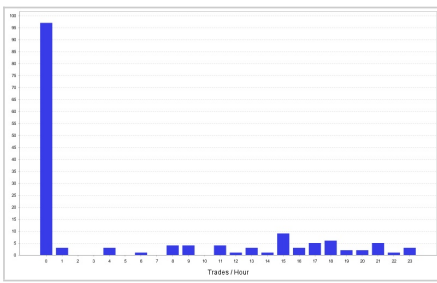
Strategy

Wins/Losses Ratio	3.62	Payout Ratio (Avg Win/Loss)	0.41	Average # of Bars in Trade	0
AHPR	0.01	Z-Score	-0.66	Z-Probability	74.54 %
Expectancy	1.43	Deviation	\$ 10.11	Exposure	-99999999 %
Stagnation in Days	94	Stagnation in %	23.98 %		

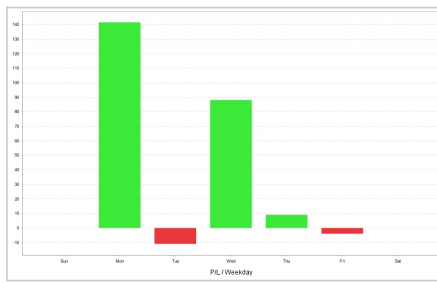
Trades

		# of Wins	123	# of Losses	34	# of Cancelled/Expired	0
Gross Profit	\$ 695.28	Gross Loss	\$ -471.45	Average Win	\$ 5.65	Average Loss	\$ -13.87
Largest Win	\$ 26.14	Largest Loss	\$ -25.38	Max Consec Wins	18	Max Consec Losses	3
Avg Consec Wins	4.73	Avg Consec Loss	1.31	Avg # of Bars in Wins	0	Avg # of Bars in Losses	0

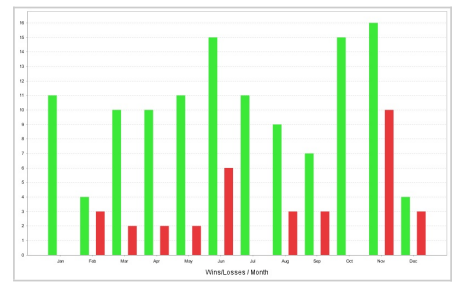
CHARTS



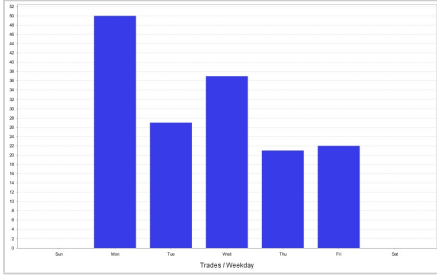
Trades by hour



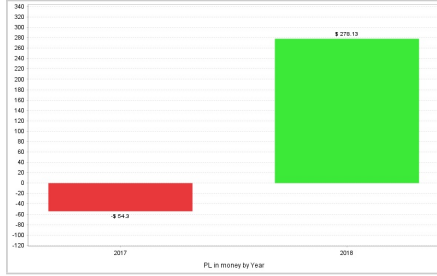
P/L by weekday



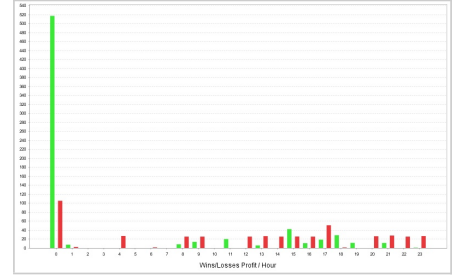
Wins/Losses by month



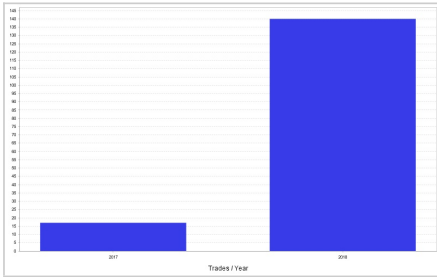
Trades by weekday



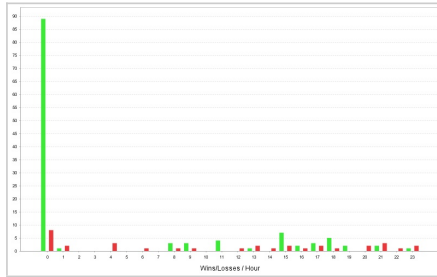
P/L by year



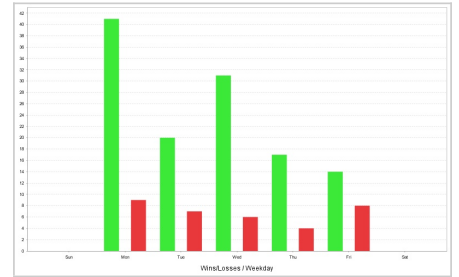
Wins/Losses Profit by hour



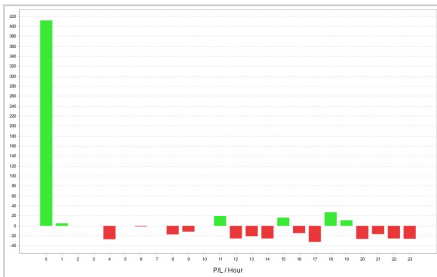
Trades by year



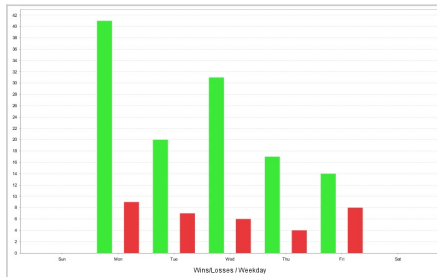
Wins/Losses by hour



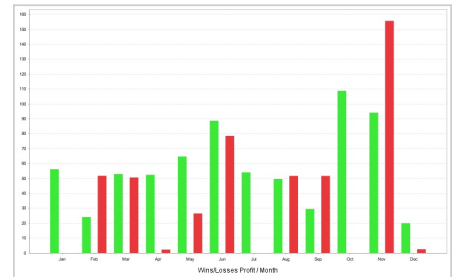
Wins/Losses by weekday



P/L by hour



Wins/Losses by weekday



Wins/Losses Profit by month

TRADES

Ticket	Type	Open time	Open price	Size	Close time	Close price	Profit/Loss	Comment
1	Buy	03.11.2017 21:00:00	1.66863	0.1	03.11.2017 22:22:00	1.66853	\$ -1.21	
2	Buy	06.11.2017 00:01:00	1.66833	0.1	06.11.2017 00:37:00	1.66893	\$ 4.06	
3	Buy	08.11.2017 00:00:00	1.68214	0.1	08.11.2017 09:09:00	1.67884	\$ -25.32	
4	Buy	13.11.2017 00:00:00	1.66998	0.1	13.11.2017 00:05:00	1.67158	\$ 11.6	
5	Buy	13.11.2017 00:05:00	1.67207	0.1	13.11.2017 01:33:00	1.66877	\$ -25.33	
6	Sell	21.11.2017 01:30:00	1.69637	0.1	21.11.2017 04:13:00	1.69645	\$ -1.07	
7	Sell	24.11.2017 09:30:00	1.69246	0.1	24.11.2017 10:17:00	1.69576	\$ -25.32	
8	Buy	27.11.2017 00:01:00	1.69334	0.1	27.11.2017 01:00:00	1.69407	\$ 5.04	
9	Sell	28.11.2017 04:30:00	1.69997	0.1	28.11.2017 08:10:00	1.70327	\$ -25.33	
10	Buy	29.11.2017 00:00:00	1.70891	0.1	29.11.2017 00:02:00	1.71045	\$ 11.15	
11	Buy	01.12.2017 00:20:00	1.74429	0.1	01.12.2017 01:30:00	1.74426	\$ -0.68	
12	Buy	04.12.2017 00:01:00	1.70713	0.1	04.12.2017 00:37:00	1.70841	\$ 9.19	
13	Buy	12.12.2017 00:10:00	1.71476	0.1	12.12.2017 01:03:00	1.71526	\$ 3.31	
14	Buy	13.12.2017 04:00:00	1.71328	0.1	13.12.2017 05:04:00	1.71323	\$ -0.84	
15	Buy	18.12.2017 00:01:00	1.71355	0.1	18.12.2017 00:15:00	1.71435	\$ 5.56	
16	Buy	19.12.2017 00:00:00	1.72133	0.1	19.12.2017 04:34:00	1.72126	\$ -0.99	
17	Buy	27.12.2017 08:37:00	1.69606	0.1	27.12.2017 08:46:00	1.69637	\$ 1.88	
18	Buy	02.01.2018 00:05:00	1.69219	0.1	02.01.2018 00:36:00	1.69303	\$ 5.86	
19	Buy	02.01.2018 11:30:00	1.69703	0.1	02.01.2018 11:41:00	1.69785	\$ 5.72	
20	Buy	04.01.2018 00:00:00	1.69402	0.1	04.01.2018 01:00:00	1.69448	\$ 3.01	
21	Sell	04.01.2018 18:00:00	1.69765	0.1	04.01.2018 18:15:00	1.69685	\$ 5.56	
22	Buy	08.01.2018 00:00:00	1.68303	0.1	08.01.2018 01:00:00	1.68382	\$ 5.5	

23	Buy	12.01.2018 00:00:00	1.69458	0.1	12.01.2018 00:44:00	1.69539	\$ 5.65
24	Buy	16.01.2018 00:04:00	1.71399	0.1	16.01.2018 00:51:00	1.71442	\$ 2.78
25	Buy	23.01.2018 00:00:00	1.74019	0.1	23.01.2018 01:13:00	1.74092	\$ 5.04
26	Buy	24.01.2018 00:00:00	1.73839	0.1	24.01.2018 00:15:00	1.73921	\$ 5.72
27	Buy	29.01.2018 00:03:00	1.74099	0.1	29.01.2018 00:23:00	1.74181	\$ 5.72
28	Buy	29.01.2018 00:23:00	1.74232	0.1	29.01.2018 00:54:00	1.74313	\$ 5.64
29	Buy	07.02.2018 00:02:00	1.74227	0.1	07.02.2018 00:09:00	1.7431	\$ 5.79
30	Buy	12.02.2018 00:04:00	1.73892	0.1	12.02.2018 00:25:00	1.73991	\$ 7.0
31	Sell	13.02.2018 16:30:00	1.74951	0.1	13.02.2018 16:46:00	1.75281	\$ -25.33
32	Buy	14.02.2018 23:30:00	1.75029	0.1	15.02.2018 02:44:00	1.75022	\$ -1.15
33	Sell	15.02.2018 15:03:00	1.75784	0.1	15.02.2018 15:43:00	1.76114	\$ -25.32
34	Sell	20.02.2018 15:30:00	1.76496	0.1	20.02.2018 15:58:00	1.76414	\$ 5.72
35	Buy	21.02.2018 18:30:00	1.76749	0.1	21.02.2018 19:01:00	1.7683	\$ 5.64
36	Sell	01.03.2018 21:00:00	1.76933	0.1	01.03.2018 21:08:00	1.76852	\$ 5.64
37	Sell	05.03.2018 08:30:00	1.7794	0.1	05.03.2018 09:10:00	1.7786	\$ 5.56
38	Buy	07.03.2018 00:00:00	1.78788	0.1	07.03.2018 00:15:00	1.78871	\$ 5.79
39	Buy	09.03.2018 00:00:00	1.78068	0.1	09.03.2018 00:21:00	1.78153	\$ 5.94
40	Buy	09.03.2018 19:00:00	1.77786	0.1	09.03.2018 19:52:00	1.77867	\$ 5.64
41	Buy	19.03.2018 00:02:00	1.82513	0.1	19.03.2018 01:00:00	1.82586	\$ 5.04
42	Buy	20.03.2018 12:30:00	1.8355	0.1	20.03.2018 13:57:00	1.8322	\$ -25.33
43	Sell	23.03.2018 17:30:00	1.81852	0.1	23.03.2018 18:52:00	1.82182	\$ -25.32
44	Buy	27.03.2018 00:00:00	1.82729	0.1	27.03.2018 00:03:00	1.82811	\$ 5.72
45	Buy	28.03.2018 00:10:00	1.82403	0.1	28.03.2018 01:00:00	1.82434	\$ 1.88
46	Buy	29.03.2018 00:01:00	1.81847	0.1	29.03.2018 00:42:00	1.81928	\$ 5.65
47	Buy	30.03.2018 00:00:00	1.80593	0.1	30.03.2018 00:10:00	1.8068	\$ 6.09
48	Buy	02.04.2018 01:00:00	1.80749	0.1	02.04.2018 01:00:00	1.80853	\$ 7.38
49	Buy	03.04.2018 00:01:00	1.81349	0.1	03.04.2018 00:38:00	1.81432	\$ 5.79
50	Sell	04.04.2018 11:00:00	1.80421	0.1	04.04.2018 12:23:00	1.80377	\$ 2.86
51	Buy	06.04.2018 06:08:00	1.78787	0.1	06.04.2018 09:36:00	1.78777	\$ -1.21
52	Buy	10.04.2018 00:00:00	1.79408	0.1	10.04.2018 00:33:00	1.79489	\$ 5.64
53	Buy	13.04.2018 00:00:00	1.79035	0.1	13.04.2018 00:01:00	1.79134	\$ 7.0
54	Sell	13.04.2018 18:00:00	1.79626	0.1	13.04.2018 18:15:00	1.79541	\$ 5.94
55	Sell	13.04.2018 18:28:00	1.79621	0.1	13.04.2018 19:57:00	1.79629	\$ -1.07
56	Buy	17.04.2018 00:00:00	1.8015	0.1	17.04.2018 01:01:00	1.80169	\$ 0.97
57	Buy	18.04.2018 00:02:00	1.79288	0.1	18.04.2018 00:47:00	1.79369	\$ 5.64
58	Buy	23.04.2018 00:02:00	1.78593	0.1	23.04.2018 00:11:00	1.78674	\$ 5.64
59	Buy	27.04.2018 00:00:00	1.79035	0.1	27.04.2018 00:10:00	1.79115	\$ 5.57
60	Buy	01.05.2018 23:30:00	1.74962	0.1	02.05.2018 05:27:00	1.74632	\$ -25.38
61	Buy	04.05.2018 00:00:00	1.74363	0.1	04.05.2018 00:03:00	1.74451	\$ 6.17
62	Buy	10.05.2018 00:02:00	1.74104	0.1	10.05.2018 00:33:00	1.74188	\$ 5.87
63	Sell	11.05.2018 21:30:00	1.73175	0.1	11.05.2018 23:12:00	1.73184	\$ -1.13
64	Buy	14.05.2018 00:11:00	1.73151	0.1	14.05.2018 00:31:00	1.73238	\$ 6.09
65	Buy	17.05.2018 00:02:00	1.72487	0.1	17.05.2018 00:09:00	1.72573	\$ 6.02
66	Buy	21.05.2018 00:00:00	1.73309	0.1	21.05.2018 00:05:00	1.73398	\$ 6.25
67	Buy	21.05.2018 18:00:00	1.72221	0.1	21.05.2018 18:21:00	1.72303	\$ 5.72
68	Buy	23.05.2018 00:00:00	1.72122	0.1	23.05.2018 00:07:00	1.72203	\$ 5.65
69	Sell	25.05.2018 09:30:00	1.72578	0.1	25.05.2018 09:39:00	1.72493	\$ 5.94
70	Buy	30.05.2018 00:02:00	1.72453	0.1	30.05.2018 00:24:00	1.72534	\$ 5.65
71	Buy	30.05.2018 15:30:00	1.72286	0.1	30.05.2018 15:30:00	1.72368	\$ 5.72
72	Buy	30.05.2018 15:31:00	1.72287	0.1	30.05.2018 15:32:00	1.72368	\$ 5.64
73	Buy	04.06.2018 00:04:00	1.72866	0.1	04.06.2018 00:29:00	1.72946	\$ 5.57
74	Buy	06.06.2018 00:04:00	1.73557	0.1	06.06.2018 00:05:00	1.73653	\$ 6.77
75	Buy	06.06.2018 00:07:00	1.73655	0.1	06.06.2018 00:07:00	1.73738	\$ 5.8
76	Buy	06.06.2018 14:00:00	1.7339	0.1	06.06.2018 14:55:00	1.7306	\$ -25.32
77	Buy	07.06.2018 00:00:00	1.736	0.1	07.06.2018 01:00:00	1.73678	\$ 5.41
78	Sell	07.06.2018 08:31:00	1.73875	0.1	07.06.2018 09:45:00	1.74205	\$ -25.32
79	Sell	11.06.2018 00:00:00	1.74303	0.1	11.06.2018 00:07:00	1.74211	\$ 6.47
80	Sell	11.06.2018 00:07:00	1.74163	0.1	11.06.2018 00:20:00	1.74059	\$ 7.38
81	Sell	11.06.2018 00:20:00	1.73988	0.1	11.06.2018 01:05:00	1.73998	\$ -1.22
82	Buy	11.06.2018 01:14:00	1.74026	0.1	11.06.2018 02:30:00	1.74017	\$ -1.14

83	Sell	11.06.2018 15:00:00	1.74004	0.1	11.06.2018 16:19:00	1.74001	\$ -0.23
84	Buy	12.06.2018 00:00:00	1.73563	0.1	12.06.2018 00:03:00	1.73645	\$ 5.72
85	Buy	12.06.2018 15:30:00	1.73783	0.1	12.06.2018 15:30:00	1.73876	\$ 6.54
86	Buy	12.06.2018 15:40:00	1.73798	0.1	12.06.2018 16:06:00	1.73878	\$ 5.56
87	Sell	13.06.2018 21:30:00	1.73756	0.1	13.06.2018 21:59:00	1.73676	\$ 5.56
88	Buy	18.06.2018 00:04:00	1.74979	0.1	18.06.2018 00:15:00	1.75067	\$ 6.17
89	Buy	18.06.2018 00:16:00	1.75072	0.1	18.06.2018 00:48:00	1.75153	\$ 5.64
90	Sell	25.06.2018 13:30:00	1.76192	0.1	25.06.2018 13:42:00	1.76111	\$ 5.65
91	Sell	25.06.2018 13:50:00	1.76192	0.1	25.06.2018 14:30:00	1.76522	\$ -25.32
92	Buy	27.06.2018 00:02:00	1.75828	0.1	27.06.2018 00:12:00	1.75909	\$ 5.64
93	Buy	27.06.2018 00:13:00	1.75837	0.1	27.06.2018 01:48:00	1.75907	\$ 4.81
94	Buy	03.07.2018 00:17:00	1.73274	0.1	03.07.2018 02:21:00	1.73299	\$ 1.43
95	Sell	09.07.2018 00:00:00	1.74289	0.1	09.07.2018 01:00:00	1.74282	\$ 0.06
96	Buy	09.07.2018 17:30:00	1.73336	0.1	09.07.2018 17:36:00	1.73434	\$ 6.93
97	Sell	12.07.2018 09:30:00	1.74423	0.1	12.07.2018 10:42:00	1.74373	\$ 3.31
98	Buy	12.07.2018 15:30:00	1.73869	0.1	12.07.2018 15:30:00	1.7397	\$ 7.15
99	Buy	13.07.2018 00:00:00	1.73706	0.1	13.07.2018 01:02:00	1.73783	\$ 5.34
100	Buy	16.07.2018 19:30:00	1.73622	0.1	16.07.2018 19:54:00	1.73704	\$ 5.72
101	Buy	19.07.2018 00:00:00	1.72055	0.1	19.07.2018 00:18:00	1.72143	\$ 6.17
102	Buy	23.07.2018 00:01:00	1.72373	0.1	23.07.2018 01:00:00	1.72482	\$ 7.75
103	Buy	24.07.2018 00:06:00	1.72513	0.1	24.07.2018 00:20:00	1.72581	\$ 4.67
104	Buy	27.07.2018 00:00:00	1.7131	0.1	27.07.2018 00:32:00	1.7139	\$ 5.57
105	Buy	01.08.2018 00:00:00	1.70668	0.1	01.08.2018 00:23:00	1.70748	\$ 5.57
106	Sell	01.08.2018 15:30:00	1.71111	0.1	01.08.2018 15:46:00	1.71029	\$ 5.72
107	Sell	02.08.2018 11:30:00	1.70379	0.1	02.08.2018 12:11:00	1.70298	\$ 5.64
108	Buy	09.08.2018 00:06:00	1.67734	0.1	09.08.2018 04:27:00	1.67404	\$ -25.32
109	Buy	13.08.2018 18:00:00	1.67517	0.1	13.08.2018 18:49:00	1.67598	\$ 5.64
110	Buy	23.08.2018 00:10:00	1.67753	0.1	23.08.2018 01:28:00	1.67833	\$ 5.57
111	Buy	27.08.2018 00:03:00	1.6721	0.1	27.08.2018 00:27:00	1.67313	\$ 7.3
112	Sell	29.08.2018 13:00:00	1.66625	0.1	29.08.2018 15:41:00	1.66633	\$ -1.06
113	Sell	29.08.2018 17:00:00	1.67779	0.1	29.08.2018 17:00:00	1.67697	\$ 5.72
114	Sell	29.08.2018 17:03:00	1.67782	0.1	29.08.2018 17:04:00	1.67698	\$ 5.87
115	Sell	29.08.2018 17:16:00	1.67781	0.1	29.08.2018 17:26:00	1.68111	\$ -25.33
116	Buy	30.08.2018 00:00:00	1.68144	0.1	30.08.2018 01:00:00	1.68185	\$ 2.63
117	Buy	03.09.2018 00:00:00	1.68878	0.1	03.09.2018 03:43:00	1.6887	\$ -1.06
118	Buy	04.09.2018 00:00:00	1.68407	0.1	04.09.2018 00:24:00	1.68489	\$ 5.72
119	Sell	10.09.2018 09:30:00	1.70276	0.1	10.09.2018 09:48:00	1.70211	\$ 4.43
120	Buy	13.09.2018 00:04:00	1.69488	0.1	13.09.2018 00:55:00	1.69574	\$ 6.02
121	Sell	17.09.2018 20:30:00	1.71314	0.1	17.09.2018 23:59:00	1.71644	\$ -25.33
122	Buy	19.09.2018 00:00:00	1.70564	0.1	19.09.2018 00:08:00	1.70646	\$ 5.71
123	Buy	20.09.2018 23:02:00	1.71261	0.1	21.09.2018 00:24:00	1.71277	\$ 0.7
124	Sell	24.09.2018 00:02:00	1.69063	0.1	24.09.2018 00:28:00	1.68976	\$ 6.09
125	Buy	26.09.2018 08:00:00	1.70638	0.1	26.09.2018 09:22:00	1.70655	\$ 0.82
126	Buy	28.09.2018 22:00:00	1.6853	0.1	28.09.2018 23:54:00	1.682	\$ -25.32
127	Buy	01.10.2018 00:02:00	1.67619	0.1	01.10.2018 01:15:00	1.67803	\$ 13.4
128	Sell	04.10.2018 16:30:00	1.67577	0.1	04.10.2018 16:31:00	1.67497	\$ 5.57
129	Sell	08.10.2018 00:00:00	1.69898	0.1	08.10.2018 00:07:00	1.69545	\$ 26.14
130	Buy	09.10.2018 00:11:00	1.69509	0.1	09.10.2018 00:29:00	1.6959	\$ 5.64
131	Buy	10.10.2018 00:00:00	1.70123	0.1	10.10.2018 02:32:00	1.70151	\$ 1.65
132	Buy	12.10.2018 00:06:00	1.72329	0.1	12.10.2018 00:18:00	1.72423	\$ 6.63
133	Buy	12.10.2018 00:27:00	1.72332	0.1	12.10.2018 00:32:00	1.72415	\$ 5.79
134	Buy	15.10.2018 00:05:00	1.70376	0.1	15.10.2018 00:05:00	1.70484	\$ 7.68
135	Buy	15.10.2018 00:05:00	1.70535	0.1	15.10.2018 01:01:00	1.70607	\$ 4.97
136	Buy	17.10.2018 00:00:00	1.70437	0.1	17.10.2018 00:10:00	1.70517	\$ 5.57
137	Buy	17.10.2018 00:11:00	1.70449	0.1	17.10.2018 00:16:00	1.7053	\$ 5.64
138	Buy	23.10.2018 00:00:00	1.69784	0.1	23.10.2018 01:01:00	1.69864	\$ 5.56
139	Buy	30.10.2018 00:01:00	1.68032	0.1	30.10.2018 01:16:00	1.68072	\$ 2.55
140	Buy	31.10.2018 00:00:00	1.66507	0.1	31.10.2018 00:04:00	1.66598	\$ 6.39
141	Buy	31.10.2018 00:17:00	1.66541	0.1	31.10.2018 00:22:00	1.66622	\$ 5.64
142	Buy	01.11.2018 00:00:00	1.67963	0.1	01.11.2018 01:00:00	1.68045	\$ 5.72

143	Sell	05.11.2018 00:00:00	1.70459	0.1	05.11.2018 00:05:00	1.70364	\$ 6.7
144	Sell	05.11.2018 00:05:00	1.70313	0.1	05.11.2018 00:23:00	1.70223	\$ 6.32
145	Sell	05.11.2018 00:23:00	1.70173	0.1	05.11.2018 00:58:00	1.70503	\$ -25.32
146	Buy	05.11.2018 11:30:00	1.70148	0.1	05.11.2018 11:40:00	1.70229	\$ 5.65
147	Buy	12.11.2018 00:00:00	1.70574	0.1	12.11.2018 00:02:00	1.70659	\$ 5.94
148	Buy	12.11.2018 00:02:00	1.70714	0.1	12.11.2018 02:19:00	1.70752	\$ 2.4
149	Buy	14.11.2018 00:05:00	1.71494	0.1	14.11.2018 00:07:00	1.71615	\$ 8.66
150	Buy	14.11.2018 00:12:00	1.71518	0.1	14.11.2018 00:21:00	1.71611	\$ 6.54
151	Sell	19.11.2018 00:00:00	1.68903	0.1	19.11.2018 00:54:00	1.68821	\$ 5.72
152	Buy	19.11.2018 21:30:00	1.69485	0.1	20.11.2018 00:06:00	1.69155	\$ -25.38
153	Buy	26.11.2018 16:30:00	1.69626	0.1	26.11.2018 17:41:00	1.69701	\$ 5.19
154	Buy	27.11.2018 00:05:00	1.69744	0.1	27.11.2018 01:32:00	1.69795	\$ 3.38
155	Buy	27.11.2018 20:30:00	1.69424	0.1	27.11.2018 23:58:00	1.69419	\$ -0.84
156	Sell	29.11.2018 04:00:00	1.70405	0.1	29.11.2018 05:22:00	1.70407	\$ -0.61
157	Buy	30.11.2018 00:08:00	1.69756	0.1	30.11.2018 02:43:00	1.69763	\$ 0.06

Report generated by Quant Analyzer