

QUANT ANALYZER REPORT

Forexstay sight £_GU_M15_SET=MyParametersM15

Source: MT4Report

Symbol: **GBPUSD** Period: **M15 : 02.07.2018 - 30.07.2019**
 Initial deposit: **10000.0**
 Parameters: **-**

TOTAL PROFIT

\$ 1229.98

PROFIT IN PIPS **14355.5 PIPS**
 YRLY AVG PROFIT **\$ 1135.38**
 YRLY AVG % RET **11.35 %**
 CAGR **5.97 %**

# OF TRADES	SHARPE RATIO	PROFIT FACTOR	RETURN / DD RATIO	WINNING %
3290	0	4.76	3.76	99.7 %
DRAWDOWN	% DRAWDOWN	DAILY AVG PROFIT	MTHLY AVG PROFIT	AVERAGE TRADE
\$ 327	2.83 %	\$ 3.11	\$ 94.61	\$ 0.57
ANNUAL% / MAX DD%	R EXPECTANCY	R EXP SCORE	SQN	SQN SCORE
2.11	0.01 R	34.72 R	10.18	4142.69

generated by Quant Analyzer



MONTHLY PERFORMANCE (\$)

Year	Jan	Feb	Mar	Apr	May	Jun	Jul	Aug	Sep	Oct	Nov	Dec	YTD
2019	44.02	33.49	0	0	-128.32	48.81	-66.57	0	0	0	0	0	-68.57
2018	0	0	0	0	0	0	299.2	167.94	112.04	118.73	310.59	290.05	1298.55

STATS

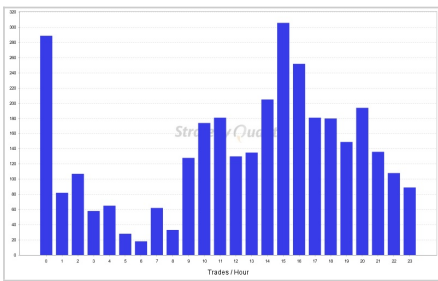
Strategy

Wins/Losses Ratio	328	Payout Ratio (Avg Win/Loss)	0.01	Average # of Bars in Trade	0
AHPR	0	Z-Score	-57.37	Z-Probability	99.9 %
Expectancy	0.37	Deviation	\$ 2.11	Exposure	-99999999 %
Stagnation in Days	0	Stagnation in %	0 %		

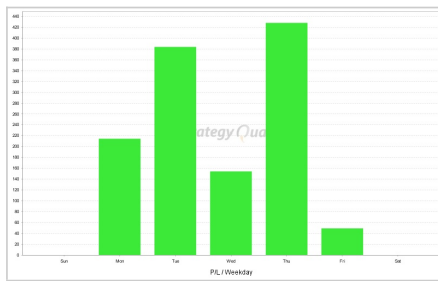
Trades

# of Wins	3280	# of Losses	10	# of Cancelled/Expired	0
Gross Profit	\$ 1556.98	Gross Loss	\$ -327	Average Win	\$ 0.47
Largest Win	\$ 6.87	Largest Loss	\$ -70.39	Max Consec Wins	3280
Avg Consec Wins	3280	Avg Consec Loss	10	Avg # of Bars in Wins	0
				Average Loss	\$ -32.7
				Max Consec Losses	10
				Avg # of Bars in Losses	0

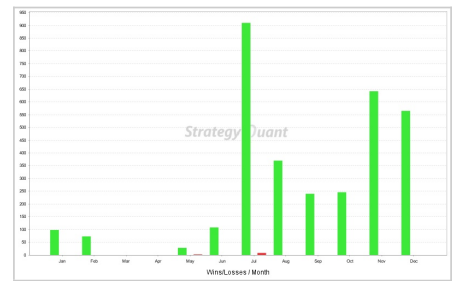
CHARTS



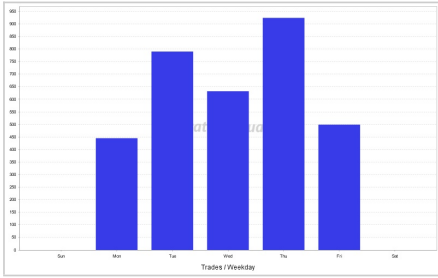
Trades by hour



P/L by weekday



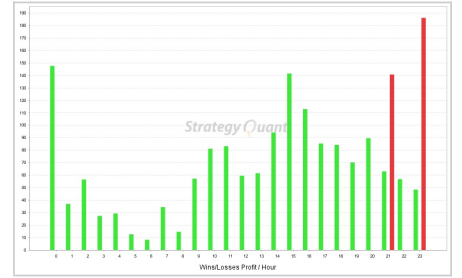
Wins/Losses by month



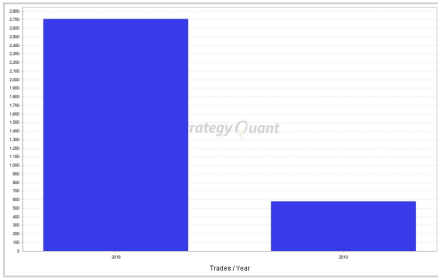
Trades by weekday



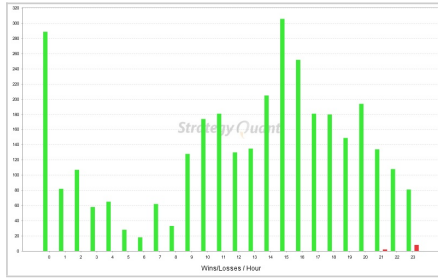
P/L by year



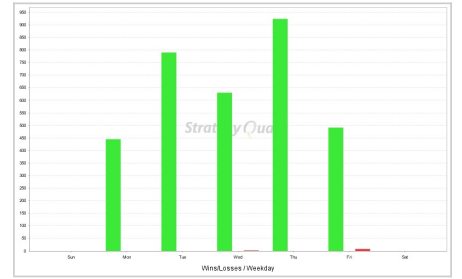
Wins/Losses Profit by hour



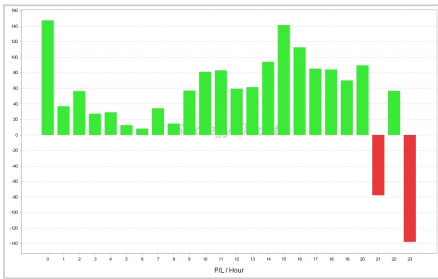
Trades by year



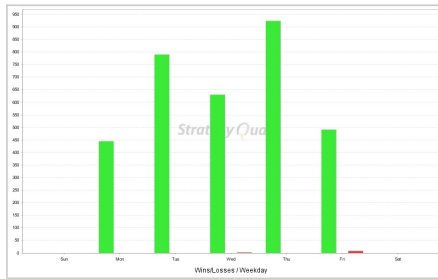
Wins/Losses by hour



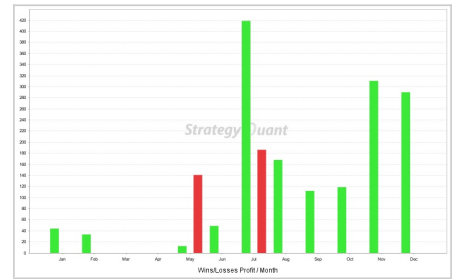
Wins/Losses by weekday



P/L by hour



Wins/Losses by weekday



Wins/Losses Profit by month